



**2015**

**NASOMA**

**YEARBOOK**



2015 version of a Bacon Babe. What's stranger: That we *found* another hot girl dressed in bacon, or that there really are hot babes that *wear* bacon? The question would never have come up if the Evil Empire hadn't won the Higdon. Again.

# **The Managers**



## **Millard Fillmore Division**

Glenn “Commish” Wheeler – The Buckeyes (36 Years)  
Tad “MavMan” Collier – Dallas Mavericks (33 Years)  
Shawn “Driller Dude” Spears – OU Drillers (26 Years)  
Tristan “Zapper” Traviolia – VivaZapastas (24 Years)

## **Bob Uecker Division**

Terry “Doc” Miller – FFTs (36 Years)  
Rick “PigMan” Lackey – Hooterville Warpigs (29 Years)  
Garth “Chief” Lewis – Wahoos (23 Years)  
Bryan “Bryan” Reusser – DiamondVision (23 Years)

## **Ab Wheeler Division**

Norm “Norm” Wheeler – Logan County Tweeners (34 Years)  
Vince “SnakeMan” Mullen – Stanley Sidewinders (23 Years)  
Philip “BeeBoy” Mullen – Killer Bees (18 Years)  
Phillip “GoofEye” Hill – Super Goofs (7 Years)

## **Herman Wheeler Division**

Steve “The HEAD INMATE” Hart – Waco Inmates (30 Years)  
Derek “Fungoid” Townsend – Fungoes (28 Years)  
Jose “Col. Rhino” Escobar – Rhinos (22 Years)  
Dave “NadMan” Hibbard – Nads (21 Years)

NASOMA and the Commish becoming world (in)famous:

# Ultimate Strat Baseball Newsletter



***Vol. III, Issue #4 - December 2015***

## **Strat-o-matic Baseball League Commissioner' Interviews PART III**

**\*\* "North American SOM Association" - Glenn Wheeler \*\***

*(It is time to meet so more commissioners from the various SOM Baseball Leagues that are out there ... as these Baseball Leagues are a key foundation of the SOM World. We wish to thank Glenn for joining this column and offering to share about their league which is going on their 35th year with most of the original managers still a part of this amazing league.)*

**(Notes from the Wolfman:** NASOMA, as Glenn's member call their league, is a combination league that uses a combination of different ways to play their games but also (even though their members are all over the U.S.) does key league functions in person. At the time of this interview NASOMA (November) is doing their playoffs. I had a chance to speak to Glenn on the phone before conducting this interview and I think NASOMA will be one league we will be hearing a lot more from going forward. We hope you are enjoying this new series of interviews, and again if there are other leagues out there who would like to share about their mad adventures, please feel free to contact us. Ok Commissioner Wheeler take it away for our members..... )

---



**Wolfman:** Now we have the honor to speak with Glenn Wheeler who is the commission of the North American Strat-o-matic Association (NASOMA) that began in 1980 and still retains most of their original managers utilizing various ways to play against each other. Glenn thanks for accepting our invitation to share about your league and your wealth of strat experiences and stories! Welcome to the Ultimate Strat Baseball Newsletter.

First Glenn, lets talk a little bit about yourself. Have you always been a baseball fan? Did you play baseball (little league or in high school) when you were younger, and if so what was your best position?

**Glenn:** I've always been a baseball fan. Growing up in the Dallas/Fort Worth during my grade school years there was not a major league team in the area. There was only the Dallas Fort Worth Spurs who were a minor league affiliate of the Baltimore Orioles. I saw players like Don Baylor and Bobby Grich play before they made the big leagues. Once the Texas Rangers moved here from Washington, I've been attending their games ever since. I played YMCA baseball growing up. I played several positions but primarily was either our pitcher or first baseman. Beginning in high school I started playing slow pitch softball. Several of the managers in NASOMA were teammates of the slow pitch softball teams I played on during my college and younger adult days.

**Wolfman:** What about rooting for a MLB team? Which are you most favorite players of all time?



**Glenn:** I've suffered through many years rooting for the Texas Rangers. We got close in 2010 and oh so close in 2011 with back to back World Series appearances. Still hopeful the day will come that we can win it all. I also really enjoyed watching the Milwaukee Brewers in the early 1980's. I think that was primarily because I'd drafted Paul Molitor, Robin Yount, and Cecil Cooper on my NASOMA team. They quickly became some of my favorite players. Others I really enjoyed were Bobby Tolan and Johnny Bench from the Big Red Machine and Nolan Ryan, Jim Sundberg, and Toby Harrah from the Rangers.

*(To your left is a photo of NASOMA's commissioner Glenn Wheeler)*

**Wolfman:** Now turning to Strat-o-matic Baseball how did you find out about the game? What year did you start? Have you played with local friends in other leagues or tournaments before being involved with NASOMA?

**Glenn:** As a 13 year old baseball fan in 1974, I used to enjoy reading baseball magazines. I saw an advertisement in one for Strat-O-Matic. I decided to try it out and have been playing ever since. For the first couple of years I just created leagues and played by myself or with a couple of other friends in my neighborhood. I then responded to an ad in the old Strat-O-Matic Review and joined a league where we played everything by mailed instructions. In 1980 I decided to start a new league and called it the North American Strat-O-Matic Association (NASOMA). I've played in other leagues and participated in several tournaments through the years. NASOMA has been continuously running throughout this time.

**Wolfman:** Now tell our readers, a bit of the history of NASOMA, how did this happen in 1980. How many members do you have? What type of league is it? Has there been or is there anyone who is or has been a member who is a known strat gamer?

**Glenn:** When the league started we had 12 teams. The teams came about from some local friends that I'd played games with along with several people who responded to an ad I put in the Strat-O-Matic Review. One of those who responded, Terry Miller, won the championship that year and is still in the league today. Another inaugural team member was Brizz's Bombers managed by Tony Brizzolara. Tony at that time was a minor league pitcher who then went on to pitch in the majors. (***Wolfman's Note:*** - if you would like to read our interview with Tony, last year, just click [here](#))

A few years after we got started we had several people express interest in the league. We expanded to 16 teams and have been a 16 team league ever since. We have several managers that have been in NASOMA for over 30 years and most everybody has been in the league at least 20 years. We have remarkable stability in the league. Basically the only turnover we've had is when a manager passes away. Unfortunately we've had a few of those. Those managers are remembered each year at the draft with a moment of silence.

We protect as many players as we want from our prior years roster. The remaining players are then drafted with the team with the worst record picking first and the prior year league champion picking last. The draft is an in person draft and is held in March or early April. League managers stretch from California to Nashville and from Chicago to Waco, TX. It is quite a commitment to get everyone to one location but with few exceptions everyone makes the time to attend.

The draft is held on a Friday night and then the remainder of the weekend is spent playing games. Managers bring computers so we have the computer game and traditional dice games all going on in the conference room. We have 4 divisions with each division winner and 2 wild card teams reaching the playoffs. The 2 division winners with the best records get a first round bye. The playoffs are held in November or December and are also done face to face. Following draft weekend, games are played either by dice, in person using the computer game, or via NetPlay. This is determined by whatever method is most convenient for the teams involved.

**Wolfman:** Tell us about some of your members? Is there one or two strat managers who tend to win your league or is it new people all the time? What level or skill are you managers, is it tough to win your league?

**Glenn:** We have some of the most intelligent SOM gamers playing today. With the experience and tenure of so many managers it is very difficult to win the league. Rick Lackey's Warpigs have won the title a record 11 times. My team the Buckeyes have won 7. Terry Miller's FFTs and Tristan Traviolia's VivaZaPastas have each won 3 times. There are several other managers that have won once or twice.

**Wolfman:** Do you have any special stories or experiences you can share with our readers -- please tell us about some special stories or exciting game play that has taken place within your league?

**Glenn:** After 35 years we have a number of stories and exciting times in NASOMA. I'll share a couple of my favorites. The first involves a playoff series a number of years ago. As often happens the series went 7 games with one team leading by a couple of runs going into the 9th inning. The team trailing got a runner on base. Although trailing by a pair with 2 out in the 9th inning the manager elected to steal. It was a 1-18 chance but that run wasn't important since they needed 2 to tie. The opposing manager elected to throw and as you might guess, the runner was called out. At the home where the series was played there was a coo coo clock right in the room. As the 20 sided dice landed on 20 the coo coo clock went off repeatedly going coo coo coo coo coo coo! This stands today as the infamous coo coo series.

The second is a story about one of our managers that sadly passed away a few ago. He was an intense manager and was playing a series face to face with dice. It was getting to be a long day as their team was getting soundly defeated. Following another close loss, the manager said he needed to excuse himself. He

took his team's cards and went out into the garage. He was overheard yelling at his players one by one telling them each how horrible they were. This manager was forever known as the manager who thought his strato cards were actual people.

**Wolfman:** What makes you league special or unique in your opinion - what are you the most proud of?

**Glenn:** I'm most proud of the relationships we've built over the years. Most of us started this as young adults. Had we not had NASOMA we'd likely lost track of each other if not for NASOMA. We have fun competing against one another but also knowing we're there for each other when times are difficult. My dad was a league member starting in year 2. When he passed away a few years back it was the guys at NASOMA that really rallied together in support of him and what he meant to the league. It was awesome. I'm also proud of the longevity of so many of the managers. It's really never a question if a manager is going to stay in the league from year to year. Everybody just always makes plans to get to the next year's draft.

**Wolfman:** We also ask those we interview if they have any tips how to build strong teams in their league, strategies used and such that might help some of our younger readers and any of our members who are relatively new to SOM Baseball? What advice or tips could you offer for our members. For example what type of teams tend to win your league.

**Glenn:** Generally teams that win in our league build teams that match the ballpark they play in. For example, a winning formula is a team that plays in a small ballpark with a power hitting team and lots of ballpark homers with their pitchers having few ballpark homers. The ballpark factor is significant in SOM. You play half your games in your own park. Get players who get better because of the park they are in relative to everyone else.

**Wolfman:** What do you personally find is the reason you enjoy playing Strat-o-matic Baseball and have done so now for over what 30-40 years?

**Glenn:** I enjoy the strategy part of the game. It is very enjoyable when you decide to say pinch hit for someone and they deliver a winning hit or pull off a suicide squeeze play to win a game. I think SOM has also made me a more knowledgeable baseball fan. When a player comes up to bat I know if he can hit a lefty or not. I know if he's a bad fielder or not. It gives me a greater insight into a game that I enjoy watching and keeping up with.

**Wolfman:** Does your league ever do anything socially together - are all your members within close approximation of each other -- or do have some members who are quite far away?

**Glenn:** At the draft, every year, most of the managers go out for a big dinner on Saturday. That's usually a great time to catch up and get everyone's thoughts on the upcoming season. I also enjoy the opportunities to go to games with the managers. This past year I was in Los Angeles on business and met up with Tristan who lives in Los Angeles. We took in a Dodger vs. Mariner game. I've had the good fortune to attend many games with Cliff Collier who manages the Mavs. Another long-time manager in NASOMA, Cliff was best man at my wedding. From George Wright to Mario Mendoza, we've enjoyed many Ranger games together



including being in attendance for Mike Witt's perfect game against the Rangers on the last day of the season.

**Wolfman:** Is there anything else you wish to share about yourself or your league which you feel might be important for our readers to know that was not asked in my prior questions?

**Glenn:** Strat-o-Matic is a great game. Whether it is rolling dice or clicking the mouse button the game is the best of its kind. In some ways I think with all the sabermetrics, baseball is catching up to what Strat-o-Matic has always been about. Playing the percentages is at the core of being a winning manager in strat. I think major league teams are doing a lot of the same things now through the use of advanced statistics.

Also please check out NASOMA's website for a wealth of additional league information. The link is at: <http://nasoma.homestead.com/>

**Wolfman:** Glenn, thank you so much for your amazing stories linked to your league and sharing how NASOMA came together and has been able to last all these years. Continued success and we look forward to hear again from you or your other talented league members in the future.

Dear members, if you would like to go back and review the first league we presented, the FVSL, just click on the link below to go back to PART I of our Baseball League Reports:

**[Strat-o-matic Baseball League  
Commissioner' Interviews PART IV](#)**

## 2015 NASOMA Final Standings

### Millard Fillmore Division

	<u>W</u>	<u>L</u>	<u>Pct</u>	<u>GB</u>
VivaZapastas	98	64	.605	--
Drillers	83	79	.512	15
Mavericks	72	90	.444	26
Buckeyes	43	119	.265	55

### Bob Uecker Division

	<u>W</u>	<u>L</u>	<u>Pct</u>	<u>GB</u>
Warpigs	111	51	.685	--
Wahoos	88	74	.543	23
DiamondVision	71	91	.438	40
FFTs	67	95	.414	44

### Ab Wheeler Division

	<u>W</u>	<u>L</u>	<u>Pct</u>	<u>GB</u>
Sidewinders	96	66	.593	--
SuperGoofs	88	74	.543	8
Tweeners	87	75	.537	9
Killer Bees	59	103	.364	37

### Herman Wheeler Division

	<u>W</u>	<u>L</u>	<u>Pct</u>	<u>GB</u>
Inmates	99	63	.611	--
Fungoes	83	79	.512	16
Nads	83	79	.512	16
Rhinos	68	94	.420	31

### Playoffs

**1<sup>st</sup> Round:** Sidewinders 4 – SuperGoofs 2

Wahoos 4 – VivaZapastas 2

**2<sup>nd</sup> Round:** Sidewinders 4 – Inmates 1

Warpigs 4 – Wahoos 1

**World Series:** Warpigs 4 – Sidewinders 3

## Team Offense

<u>Runs Scored</u>		<u>Batting Average</u>		<u>On Base %</u>		<u>Slugging %</u>	
VivaZapastas	829	Warpigs	.282	VivaZapastas	.348	VivaZapastas	.474
Wahoos	790	VivaZapastas	.273	Warpigs	.344	Inmates	.447
Warpigs	784	Inmates	.271	Wahoos	.340	Warpigs	.434
Inmates	774	Wahoos	.268	Drillers	.325	Wahoos	.430
Sidewinders	722	Drillers	.260	Inmates	.321	Sidewinders	.429
Drillers	721	Sidewinders	.256	FFTs	.320	Drillers	.411
Nads	702	Nads	.256	Mavericks	.314	Nads	.408
Tweeners	645	FFTs	.254	Sidewinders	.313	Mavericks	.392
SuperGoofs	643	Mavericks	.250	Nads	.313	FFTs	.388
FFTs	634	Tweeners	.249	Fungoes	.308	DiamondVision	.387
Fungoes	619	Fungoes	.243	SuperGoofs	.306	Tweeners	.386
DiamondVision	618	SuperGoofs	.240	DiamondVision	.306	Fungoes	.377
Mavericks	604	DiamondVision	.235	Tweeners	.304	Buckeyes	.372
Rhinos	576	Rhinos	.235	Rhinos	.303	Rhinos	.371
Killer Bees	572	Killer Bees	.220	Killer Bees	.299	SuperGoofs	.361
Buckeyes	549	Buckeyes	.220	Buckeyes	.283	Killer Bees	.359

<u>Base Hits</u>		<u>Home Runs</u>		<u>Runs Batted In</u>		<u>Stolen Bases</u>	
Warpigs	1573	VivaZapastas	244	VivaZapastas	799	Nads	161
VivaZapastas	1527	Inmates	207	Wahoos	760	Sidewinders	160
Inmates	1521	Sidewinders	202	Warpigs	751	Fungoes	155
Wahoos	1518	DiamondVision	188	Inmates	726	Warpigs	108
Nads	1450	Wahoos	182	Drillers	694	Wahoos	106
Drillers	1449	Nads	174	Sidewinders	685	Inmates	99
Sidewinders	1420	Buckeyes	174	Nads	680	Drillers	97
FFTs	1408	Killer Bees	163	Tweeners	620	Rhinos	90
Tweeners	1408	Drillers	161	FFTs	613	SuperGoofs	79
Mavericks	1393	Warpigs	153	DiamondVision	596	Mavericks	77
SuperGoofs	1329	Tweeners	153	SuperGoofs	596	Killer Bees	71
Fungoes	1326	Mavericks	153	Fungoes	593	VivaZapastas	67
DiamondVision	1297	Rhinos	132	Mavericks	578	FFTs	58
Rhinos	1283	FFTs	130	Rhinos	554	Buckeyes	56
Killer Bees	1214	Fungoes	128	Killer Bees	547	Tweeners	49
Buckeyes	1186	SuperGoofs	117	Buckeyes	532	DiamondVision	47

**Doubles**

VivaZapastas	332
Warpigs	317
Rhinos	304
Inmates	301
Sidewinders	295
Mavericks	295
Drillers	288
SuperGoofs	277
Wahoos	275
Fungoes	272
Nads	270
FFTs	267
Killer Bees	239
DiamondVision	238
Buckeyes	235
Tweeners	226

**Triples**

Wahoos	48
Tweeners	45
FFTs	41
Fungoes	39
Nads	36
Warpigs	35
Drillers	35
VivaZapastas	33
Inmates	33
Buckeyes	32
Sidewinders	30
SuperGoofs	22
Killer Bees	22
Rhinos	21
Mavericks	19
DiamondVision	18

**Bases On Balls**

Killer Bees	596
VivaZapastas	566
Wahoos	545
Rhinos	487
FFTs	483
Drillers	475
DiamondVision	475
Warpigs	469
Fungoes	465
Mavericks	464
SuperGoofs	461
Buckeyes	419
Sidewinders	413
Nads	405
Tweeners	399
Inmates	311

**Hit By Pitch**

Inmates	104
DiamondVision	85
Warpigs	78
VivaZapastas	77
Wahoos	69
SuperGoofs	68
Nads	66
Drillers	61
Buckeyes	55
FFTs	53
Fungoes	53
Tweeners	52
Mavericks	50
Rhinos	47
Sidewinders	45
Killer Bees	34

**At Bats**

Nads	5669
Wahoos	5659
Tweeners	5657
Inmates	5616
VivaZapastas	5601
Warpigs	5575
Drillers	5575
Mavericks	5567
Sidewinders	5550
SuperGoofs	5548
FFTs	5538
Killer Bees	5527
DiamondVision	5515
Fungoes	5460
Rhinos	5454
Buckeyes	5397

**Caught Stealing**

DiamondVision	8
Tweeners	16
FFTs	17
Mavericks	19
Killer Bees	19
Inmates	20
Warpigs	23
Buckeyes	25
SuperGoofs	29
VivaZapastas	31
Drillers	31
Rhinos	32
Nads	37
Fungoes	39
Wahoos	41
Sidewinders	41

**Strikeouts**

Warpigs	1035
FFTs	1056
SuperGoofs	1144
Nads	1176
Sidewinders	1184
Killer Bees	1199
DiamondVision	1209
Wahoos	1209
Inmates	1216
Drillers	1219
Fungoes	1225
Tweeners	1243
VivaZapastas	1253
Rhinos	1298
Mavericks	1336
Buckeyes	1392

**Errors**

SuperGoofs	71
Warpigs	73
Nads	73
Wahoos	74
Drillers	81
Sidewinders	83
Rhinos	83
VivaZapastas	93
DiamondVision	94
FFTs	99
Killer Bees	99
Mavericks	102
Tweeners	106
Inmates	107
Fungoes	110
Buckeyes	113

**Gratuitous photo of a baseball babe.**



## Team Pitching

<u>Wins</u>		<u>ERA</u>		<u>Runs Allowed</u>		<u>Hits Allowed</u>	
Warpigs	111	Warpigs	2.28	Warpigs	437	Warpigs	1045
Inmates	99	SuperGoofs	3.06	Supergoofs	542	Sidewinders	1269
VivaZapastas	98	Sidewinders	3.13	Sidewinders	559	Inmates	1308
Sidewinders	96	Tweeners	3.24	Tweeners	583	Supergoofs	1309
SuperGoofs	88	Fungoes	3.28	Fungoes	590	Tweeners	1331
Wahoos	88	Inmates	3.43	Inmates	620	VivaZapastas	1347
Tweeners	87	Drillers	3.73	VivaZapastas	658	Fungoes	1365
Drillers	83	VivaZapastas	3.77	Drillers	660	Nads	1376
Fungoes	83	Wahoos	3.87	Wahoos	670	Rhinos	1379
Nads	83	Nads	3.87	Nads	685	Drillers	1394
Mavericks	72	Mavericks	3.92	Mavericks	694	Mavericks	1414
DiamondVision	71	Rhinos	4.05	Rhinos	700	DiamondVision	1493
Rhinos	68	DiamondVision	4.28	FFTs	748	Wahoos	1503
FFTs	67	FFTs	4.32	DiamondVision	755	FFTs	1518
Killer Bees	59	Killer Bees	4.67	Killer Bees	834	Killer Bees	1527
Buckeyes	43	Buckeyes	5.31	Buckeyes	952	Buckeyes	1669

<u>Saves</u>		<u>Strikeouts</u>		<u>Bases On Balls</u>		<u>Home Runs Allowed</u>	
Sidewinders	58	Sidewinders	1518	Fungoes	382	Warpigs	108
Wahoos	54	VivaZapastas	1368	Wahoos	405	Tweeners	125
Warpigs	53	Tweeners	1321	SuperGoofs	406	SuperGoofs	129
Tweeners	49	SuperGoofs	1284	Tweeners	413	Fungoes	137
Inmates	49	Fungoes	1254	FFTs	427	Sidewinders	138
SuperGoofs	47	Killer Bees	1241	Warpigs	447	Inmates	155
Nads	46	Inmates	1240	Nads	457	Drillers	158
Fungoes	45	Wahoos	1220	Sidewinders	459	Nads	162
Drillers	45	Drillers	1215	DiamondVision	464	VivaZapastas	175
DiamondVision	45	Warpigs	1213	VivaZapastas	489	FFTs	176
VivaZapastas	38	FFTs	1184	Inmates	492	Rhinos	182
FFTs	38	DiamondVision	1175	Drillers	497	Wahoos	188
Mavericks	35	Mavericks	1145	Mavericks	497	Mavericks	189
Rhinos	35	Nads	1088	Killer Bees	519	DiamondVision	190
Killer Bees	29	Rhinos	1073	Rhinos	541	Buckeyes	199
Buckeyes	23	Buckeyes	1019	Buckeyes	567	Killer Bees	246

<u>Complete Games</u>		<u>Shutouts</u>		<u>Innings Pitched</u>		<u>Losses</u>	
Rhinos	50	Warpigs	31	Tweeners	1478.7	Warpigs	51
VivaZapastas	30	Tweeners	24	SuperGoofs	1476.3	Inmates	63
Buckeyes	28	Sidewinders	17	Sidewinders	1471.3	VivaZapastas	64
Killer Bees	28	VivaZapastas	12	Killer Bees	1471.3	Sidewinders	66
Drillers	27	Nads	10	Fungoes	1465.7	Supergoofs	74
Warpigs	26	Drillers	9	Rhinos	1465.3	Wahoos	74
Tweeners	19	Rhinos	8	Wahoos	1463.7	Tweeners	75
Fungoes	19	Supergoofs	7	Drillers	1461.0	Fungoes	79
Sidewinders	18	Mavericks	7	DiamondVision	1460.7	Drillers	79
Nads	18	Fungoes	6	Nads	1459.3	Nads	79
SuperGoofs	16	FFTs	5	Inmates	1451.0	Mavericks	90
FFTs	15	Wahoos	5	Mavericks	1448.3	DiamondVision	91
Mavericks	15	Buckeyes	4	Warpigs	1446.0	Rhinos	94
Inmates	13	Killer Bees	4	VivaZapastas	1442.0	FFTs	95
DiamondVision	12	Inmates	3	FFTs	1436.7	Killer Bees	103
Wahoos	10	DiamondVision	3	Buckeyes	1422.0	Buckeyes	119

## Individual Batting Leaders

### Batting Average

Morneau, J. (PIG)	.3287
Altuve, J. (INM)	.3286
Eaton, A. (WAH)	.325
Cano, R. (PIG)	.306
Harrison, J. (NAD)	.302
Posey, B. (OUD)	.299
Beltre, A. (PIG)	.299
Brantley, M. (SSW)	.298
Freeman, F.(BEE)	.297
Lucroy, J. (MAV)	.294
Martinez, V. (PIG)	.292

### Homeruns

Stanton, G. (DVS)	46
Rizzo, A. (INM)	44
Encarnacion, E. (WAH)	42
Ortiz, D. (SSW)	41
Cruz, N. (LCT)	41
Bautista, J. (ZAP)	38
Abreu, J. (OUD)	37
Belt, B. (SSW)	34
Trout, M. (FUN)	34
Gonzalez, A. (NAD)	34
Seager, K. (WAH)	33

### Runs Batted In

Cruz, N. (LCT)	116
Seager, K. (WAH)	115
Rizzo, A. (INM)	108
Martinez, V. (PIG)	108
Ortiz, D. (SSW)	105
Trout, M. (FUN)	104
Stanton, G. (DVS)	101
Encarnacion, E. (WAH)	101
Abreu, J. (OUD)	101
Gonzalez, A. (NAD)	96
Pujols, A. (DVS)	94

### On Base Percentage

Freeman, F. (BEE)	.399
Werth (PIG)	.398
Eaton, A. (WAH)	.381
McCutchen, A. (ZAP)	.379
Morneau, J. (PIG)	.377
Rizzo, A. (INM)	.374
Carpenter, M. (FUN)	.372
Altuve, J. (INM)	.368
Bautista, J. (ZAP)	.367
Brantley, M. (SSW)	.365
Encarnacion, E. (WAH)	.363

### Hits

Altuve, J. (INM)	230
Cano, R. (PIG)	192
Brantley, M. (SSW)	189
Lucroy, J. (MAV)	189
Markakis, N. (RHI)	178
Martinez, V. (PIG)	177
Posey, B. (OUD)	177
Pence, H. (FFT)	176
Aybar, E. (NAD)	176
Beltre, A. (PIG)	175
McCutchen, A. (ZAP)	174
Eaton, A. (WAH)	174

### Runs Scored

Rizzo, A. (INM)	106
Brantley, M. (SSW)	102
McCutchen, A. (ZAP)	102
Altuve, J. (INM)	100
Jones, A. (INM)	100
Puig, Y. (OUD)	99
Stanton, G. (DVS)	97
Cano, R. (PIG)	96
Beltre, A. (PIG)	96
Bautista, J. (ZAP)	96
Werth, J. (PIG)	94



**Slugging %**

Encarnacion, E. (WAH)	.568
Rizzo, A. (INM)	.564
Stanton, G. (DVS)	.546
McCutchen, A. (ZAP)	.540
Abreu, J. (OUD)	.520
Morneau, J. (PIG)	.520
Freeman, F. (BEE)	.515
Ortiz, D. (SSW)	.514
Trout, M. (FUN)	.509
Duda, L. (SPG)	.507
Bautista, J. (ZAP)	.500

**Bases On Balls**

Werth, J. (PIG)	109
Carpenter, M. (FUN)	103
Bautista, J. (ZAP)	99
Santana, C. (BEE)	94
Freeman, F. (BEE)	90
Fowler, D. (DVS)	87
Dozier, B. (NAD)	87
Granderson, C. (BEE)	79
Trout, M. (FUN)	73
McCutchen, A. (ZAP)	73
Ortiz, D. (SSW)	72

**Stolen Bases**

Gordon, D. (SSW)	86
Altuve, J. (INM)	41
Dyson, J. (FUN)	41
Cain, L. (PIG)	32
Andrus, E. (MAV)	32
Davis, R. (FUN)	32
Hamilton, B. (SSW)	30
Cabrera, E. (FUN)	30
Pollock, A. (PIG)	29
Revere, B. (NAD)	29

**Doubles**

Lucroy, J. (MAV)	64
Freeman, F. (BEE)	51
Altuve, J. (INM)	49
Cabrera, M. (FFT)	49
McCutchen, A. (ZAP)	46
Escobar, A. (RHI)	45
Gordon, A. (RHI)	44
Werth, J. (PIG)	43
Brantley, M. (SSW)	41
Beltre, A. (PIG)	41
Abreu, J. (OUD)	41
Cabrera, M. (OUD)	41

**Hit By Pitch**

Holliday, M. (DVS)	26
Marte, S. (INM)	22
Jay, J. (PIG)	21
Rizzo, A. (INM)	18
Morse, M. (MAV)	17
Martin, R. (ZAP)	15
Gomez, C. (RHI)	15
Jones, A. (INM)	15
Puig, Y. (OUD)	14
Trout, M. (FUN)	13
Longoria, E. (DVS)	13
Nava, D. (SPG)	13

**Caught Stealing**

Gordon, D. (SSW)	23
Cain, L. (PIG)	12
Eaton, A. (WAH)	12
Blackmon, C. (OUD)	11
Yelich, C. (OUD)	11
Span, D. (SPG)	10
Altuve, J. (INM)	9
Lemahieu, D. (RHI)	9
Davis, R. (FUN)	8
Aybar, E. (NAD)	8
Desmond, I. (WAH)	8

**Triples**

Trout, M. (FUN)	14
Eaton, A. (WAH)	12
Pence, H. (FFT)	12
Peralta, D. (SSW)	11
Hechevarria, A. (FFT)	11
Crawford, B. (GPB)	11
Pollack, A. (PIG)	9
Bourn, M. (LCT)	9
McCutchen, A. (ZAP)	8
Marte, S. (INM)	8
Lemahieu, D. (RHI)	8
Cozart, Z. (LCT)	8

**Strikeouts**

Trout, M. (FUN)	232
Desmond, I. (WAH)	210
Upton, J. (MAV)	206
Stanton, G. (DVS)	200
Howard, R. (GPB)	192
Yelich, C. (OUD)	184
Ozuna, M. (MAV)	181
Avila, A. (RHI)	180
Kemp, M. (RHI)	167
Marte, S. (INM)	166
Abreu, J. (OUD)	165

**Errors**

Desmond, I. (WAH)	32
Arenado, N. (LCT)	26
Andrus, E. (MAV)	22
Cabrera, M. (FFT)	22
Davis, C. (MAV)	22
Gordon, D. (SSW)	20
Simmons, A. (BEE)	20
Crawford, B. (GPB)	20
Solarte, Y. (BEE)	19
Segura, J. (INM)	18
Murphy, D. (FUN)	17

**At Bats**

Altuve, J. (INM)	700
Gordon, D. (SSW)	660
Span, D. (SPG)	660
Pujols, A. (DVS)	656
Pence, H. (FFT)	649
Jones, A. (INM)	646
Ramirez, A. (SPG)	643
Lucroy, J. (MAV)	642
Gonzalez, A. (NAD)	641
Yelich, C. (OUD)	640
Cruz, N. (LCT)	638

**Games Played**

20 with 162

## Individual Pitching Leaders

### Wins

Wainwright, A. (PIG)	26
Hernandez, F. (LCT)	19
Kluber, C. (ZAP)	18
Lynn, L. (ZAP)	18
Quintana, J. (INM)	18
Richards, G. (PIG)	18
Scherzer, M. (ZAP)	18
Dickey, R. (PIG)	17
Lester, J. (SSW)	17
Price, D. (FUN)	17
Sanchez, A. (WAH)	17

### Earned Run Average

Richards, G. (PIG)	1.50
Hernandez, F. (LCT)	2.11
Wainwright, A. (PIG)	2.13
Kershaw, C. (FUN)	2.19
McHugh, C. (INM)	2.84
Kluber, C. (ZAP)	2.95
Sale, C. (SSW)	2.97
Cueto, J. (SSW)	3.00
Hughes, P. (SPG)	3.08
Lynn, L. (PIG)	3.10

### Saves

Papelbon, J. (FUN)	43
Kimbrel, C. (SSW)	40
Casilla, S. (LCT)	33
Clippard, T. (DVS)	31
Giles, K. (ZAP)	30
Neshek, P. (INM)	30
Holland, G. (MAV)	28
Rodney, F. (FFT)	27
Smith, J. (PIG)	23
Benoit, J. (SPG)	22
Soria, J. (OUD)	22

### Strikeouts

Price, D. (FUN)	285
Hernandez, F. (LCT)	257
Kluber, C. (ZAP)	255
Strasburg, S. (DVS)	251
Scherzer, M. (ZAP)	248
Cueto, J. (SSW)	238
Kershaw, C. (FUN)	236
Sale, C. (SSW)	218
Samardzija, J. (FFT)	214
Wood, A. (BEE)	214

### Appearances

Carrasco, C. (MAV)	88
Grimm, J. (INM)	79
Nuno, V. (DVS)	79
Pomeranz, D. (OUD)	77
Gregerson, L. (OUD)	74
Britton, Z. (MAV)	68
Jansen, K. (RHI)	68
Happ, J. (GPB)	65
Maness, S. (FUN)	65
Neshek, P. (INM)	65
Putnam, Z. (INM)	65

### Innings Pitched

Cueto, J. (SSW)	263.7
Hernandez, F. (LCT)	260.0
Wainwright, A. (PIG)	249.7
Gray, S. (LCT)	238.0
Kluber, C. (ZAP)	234.7
Scherzer, M. (ZAP)	233.7
Dickey, R. (PIG)	233.3
Teheran, J. (BEE)	233.0
Samardzija, J. (FFT)	232.3
Shields, J. (OUD)	222.3

<u>W/L %</u>		<u>Complete Games</u>		<u>Hits Allowed</u>	
Sanchez, A. (WAH)	.944	Hughes, P. (SPG)	10	McCarthy, B. (GPB)	278
Uehara, K. (SPG)	.833	Scherzer, M. (ZAP)	10	Simon, A. (INM)	253
Wainwright, A. (PIG)	.788	Cueto, J. (SSW)	9	Zimmerman, J. (WAH)	250
Richards, G. (PIG)	.783	Hudson, T. (RHI)	9	Strasburg, S. (DVS)	248
Kluber, C. (ZAP)	.720	Kershaw, C. (FUN)	9	Price, D. (FUN)	247
Keuchel, D. (OUD)	.714	Shields, J. (OUD)	9	Teheran, J. (BEE)	247
Pineda, M. (INM)	.714	Teheran, J. (BEE)	9	Samardzija, J. (FFT)	245
Ryu, H. (SPG)	.714	Archer, C. (RHI)	8	Shields, J. (OUD)	243
Hernandez, F. (LCT)	.704	Cole, G. (RHI)	8	Cueto, J. (SSW)	242
Stroman, M. (NAD)	.700	Garza, M. (RHI)	8	Hudson, T. (RHI)	241
		Kluber, C. (ZAP)	8		
		Weaver, J. (BEE)	8		

<u>Losses</u>		<u>Runs Allowed</u>		<u>Games Started</u>	
McCarthy, B. (GPB)	22	McCarthy, B. (GPB)	148	Cueto, J. (SSW)	38
Santana, E. (BEE)	20	Minor, M. (BEE)	130	Hernandez, F. (LCT)	37
Teheran, J. (BEE)	20	Weaver, J. (BEE)	129	Quintana, J. (INM)	37
Weaver, J. (BEE)	20	Simon, A. (INM)	128	Dickey, R. (PIG)	36
Peavey, J. (FFT)	19	Samardzija, J. (FFT)	126	Lynn, L. (PIG)	36
Hudson, T. (RHI)	18	Strasburg, S. (DVS)	126	Simon, A. (INM)	36
Kendrick, K. (GPB)	17	Bauer, T. (GPB)	125	Wainwright, A. (PIG)	36
Bauer, T. (GPB)	16	Zimmerman, J. (WAH)	124	Bumgarner, M. (LCT)	35
Bumgarner, M. (LCT)	16	Santana, E. (BEE)	121	Gray, S. (LCT)	35
Collmenter, J. (NAD)	16	Teheran, J. (BEE)	121	Lester, J. (SSW)	35
				Price, D. (FUN)	35
				Strasburg, S. (DVS)	35

<u>Homeruns Allowed</u>		<u>Bases On Balls</u>	
Teheran, J. (BEE)	46	Gray, S. (LCT)	94
Weaver, J. (BEE)	43	Dickey, R. (PIG)	88
Strasburg, S. (DVS)	40	Hamels, C. (ZAP)	88
Wood, A. (BEE)	39	Wheeler, Z. (OUD)	87
Porcello, R. (DVS)	38	Bauer, T. (GPB)	84
Greinke, Z. (ZAP)	37	Lynn, L. (PIG)	84
McCarthy, B. (GPB)	37	Cueto, J. (SSW)	82
Simon, A. (INM)	36	Matsuzaka, D. (BEE)	81
Hammel, J. (MAV)	35	Cosart, J. (NAD)	80
Price, D. (FUN)	35	Quintana, J. (INM)	80

# 2015 NASOMA All-Star Team

## First Team

C – Russell Martin, VivaZaPastas  
1B – Anthony Rizzo, Inmates\*  
2B – Jose Altuve, Inmates  
3B – Adrian Beltre, Warpigs  
SS – Troy Tulowitzki, Warpigs  
Inf – Josh Harrison, Nads  
OF – Michael Brantley, Sidewinders  
OF – Giancarlo Stanton, DVs  
OF – Andrew McCutchen, VivaZaPastas\*  
DH – Edwin Encarnacion, Wahoos  
SP – Adam Wainwright, Warpigs\*  
RP – Joe Smith, Warpigs

## Second Team

C – Buster Posey, Drillers  
1B – Justin Morneau, Warpigs  
2B – Robinson Cano, Warpigs  
3B – Kyle Seager, Wahoos  
SS – Erick Aybar, Nads  
Inf – Justin Turner, Wahoos  
OF – Nelson Cruz, Tweeners  
OF – Corey Dickerson, VivaZapastas  
OF – Josh Reddick, Inmates  
DH – Victor Martinez, Warpugs  
SP – Garrett Richards, Warpigs  
RP – Jonathon Papelbon, Fun

**Most Valuable Player** – Anthony Rizzo, Inmates

**Cy Young Award** – Adam Wainwright, Warpigs,

**Reliever of the Year** – Joe Smith, Warpigs

**Rookie of the Year** – Jose Abreu, Drillers

**Herman Wheeler Manager/Year** – Rick Lackey, Warpigs

**Shirley Povich Best Game Write-ups** – Tad Collier, Mavericks

As voted on by league managers.

\*=Unanimous selection

# BUCKEYES



*Buckeye Babe*



<u>BATTER</u>	<u>G</u>	<u>AB</u>	<u>R</u>	<u>H</u>	<u>2B</u>	<u>3B</u>	<u>HR</u>	<u>RBI</u>	<u>BB</u>	<u>HBP</u>	<u>K</u>	<u>SB</u>	<u>CS</u>	<u>SAC</u>	<u>E</u>	<u>AVG</u>	<u>OBP</u>	<u>SLG</u>
Ackley, Dustin	111	407	54	102	19	0	12	43	30	6	73	6	4	4	3	.251	.312	.386
Alcantara, Arismendy	99	294	43	60	12	1	18	31	18	6	81	3	4	1	6	.204	.264	.435
Asche, Cody	60	181	15	36	8	0	2	9	15	0	44	0	0	1	5	.199	.260	.276
Bethancourt, Christian	54	119	3	29	5	0	0	5	4	3	36	0	0	0	6	.244	.286	.286
Castro, Jason	132	420	38	74	14	0	18	44	22	10	149	1	0	0	4	.176	.235	.338
Coghlan, Chris	106	356	33	72	16	5	9	31	33	1	83	3	1	2	3	.202	.272	.351
Crawford, Brandon	148	474	43	91	7	11	12	39	51	3	144	1	1	4	20	.192	.275	.329
Gennett, Scooter	122	473	50	136	39	0	10	54	20	0	86	5	4	1	14	.288	.316	.433
Headley, Chase	134	463	40	97	19	0	16	49	56	9	123	2	0	0	5	.210	.307	.354
Howard, Ryan	160	571	48	94	13	1	18	47	56	6	192	0	0	0	1	.165	.246	.285
Kiermaier, Kevin	101	316	47	98	29	7	21	67	19	0	52	6	4	1	4	.310	.349	.646
Martin, Leonys	152	584	66	146	22	4	9	30	38	4	123	22	6	6	12	.250	.300	.348
Miller, Brad	33	60	6	14	1	1	1	3	9	0	16	1	0	1	7	.233	.333	.333
Morrison, Logan	105	366	32	83	18	1	14	41	21	6	71	3	1	0	3	.227	.280	.396
Singleton, Jon	70	215	20	31	8	1	11	32	23	1	92	2	0	0	6	.144	.230	.344
Soler, Jorge	50	98	11	23	5	0	3	7	4	0	27	1	0	0	3	.235	.265	.378
Pitchers	162	0	0	0	0	0	0	0	0	0	0	0	0	0	11	.000	.000	.000
<b>TOTALS</b>	<b>162</b>	<b>5397</b>	<b>549</b>	<b>1186</b>	<b>235</b>	<b>32</b>	<b>174</b>	<b>532</b>	<b>419</b>	<b>55</b>	<b>1392</b>	<b>56</b>	<b>25</b>	<b>21</b>	<b>113</b>	<b>.220</b>	<b>.283</b>	<b>.372</b>

<u>PITCHER</u>	<u>W</u>	<u>L</u>	<u>S</u>	<u>W/L%</u>	<u>G</u>	<u>GS</u>	<u>CG</u>	<u>IP</u>	<u>H</u>	<u>R</u>	<u>ER</u>	<u>HRA</u>	<u>BB</u>	<u>SO</u>	<u>ShO</u>	<u>ERA</u>
Bauer, Trevor	5	16	0	.238	25	25	4	167.3	195	125	116	25	84	146	1	6.24
Buchanan, David	4	10	0	.286	18	18	4	126.3	154	75	69	16	33	68	0	4.92
Desclafani, Anthony	1	2	0	.333	21	0	0	26.7	42	26	22	8	4	17	0	7.42
Feliz, Neftali	1	6	9	.143	32	0	0	31.7	34	22	19	6	14	21	0	5.40
Gausman, Kevin	5	10	0	.333	20	20	3	123.3	127	63	60	18	58	92	1	4.38
Happ, J.A.	4	11	5	.267	65	11	2	140.0	161	99	85	21	65	112	0	5.46
Hellickson, Jeremy	3	5	0	.375	10	10	0	56.3	62	37	32	9	25	41	0	5.11
Kendrick, Kyle	3	17	0	.150	24	24	3	157.7	189	104	94	28	54	91	0	5.37
Lyles, Jordan	3	11	0	.214	21	21	6	129.0	145	79	70	11	54	76	0	4.88
Masterson, Justin	3	1	1	.750	44	1	0	111.7	121	82	63	5	63	84	0	5.08
McCarthy, Brandon	4	22	0	.154	32	32	6	219.3	278	148	133	37	46	156	0	5.46
Morrow, Brandon	1	4	1	.200	22	0	0	35.0	53	33	29	10	17	31	0	7.46
Nelson, Jimmy	2	3	1	.400	48	0	0	68.7	81	50	43	5	34	55	0	5.64
Walker, Taijuan	4	1	6	.800	24	0	0	29.0	27	9	7	0	16	29	0	2.17
Team											-3				2	
<b>TOTALS</b>	<b>43</b>	<b>119</b>	<b>23</b>	<b>.265</b>	<b>162</b>	<b>162</b>	<b>28</b>	<b>1422</b>	<b>1669</b>	<b>952</b>	<b>839</b>	<b>199</b>	<b>567</b>	<b>1019</b>	<b>4</b>	<b>5.31</b>

<b>Ballpark:</b>	<b>Buckeye Field</b>	<b>Mascot:</b>	<b>Buck Eye</b> (a fossilized shriveled testicle)
<b>Manager:</b>	<b>Paul Molitor</b>	<b>General Manager:</b>	<b>Robin Yount</b>
<b>Coaches:</b>	<b>Doc Gooden (pitching)</b>	<b>Misc.:</b>	<b>Original NASOMA franchise</b>
	<b>Edgar Martinez (hitting)</b>		
	<b>Cecil Cooper (bench)</b>		

## DIAMONDVISION



*DV Babe*



<u>BATTER</u>	<u>G</u>	<u>AB</u>	<u>R</u>	<u>H</u>	<u>2B</u>	<u>3B</u>	<u>HR</u>	<u>RBI</u>	<u>BB</u>	<u>HBP</u>	<u>K</u>	<u>SB</u>	<u>CS</u>	<u>SAC</u>	<u>E</u>	<u>AVG</u>	<u>OBP</u>	<u>SLG</u>
Bogaerts, Xander	21	36	1	7	1	0	1	1	1	2	9	1	0	0	1	.194	.256	.306
Fowler, Dexter	130	464	68	105	18	3	4	18	87	4	142	15	2	8	11	.226	.353	.304
Gose, Anthony	85	183	30	47	7	1	4	11	18	7	63	12	1	4	2	.257	.346	.372
Grichuk, Randal	33	82	8	21	4	1	3	9	6	0	26	0	1	0	0	.256	.307	.439
Hardy, J.J.	160	546	45	134	29	0	8	47	35	4	117	0	0	3	7	.245	.296	.342
Holliday, Matt	156	552	53	126	35	0	14	56	57	26	102	1	0	1	10	.228	.329	.368
Kinsler, Ian	122	384	40	98	16	2	15	46	11	3	51	5	1	1	3	.255	.281	.424
Longoria, Evan	161	627	69	139	14	3	26	66	39	13	141	3	0	1	15	.222	.281	.378
McCann, Brian	117	409	33	73	11	1	14	43	24	6	71	0	0	1	1	.178	.235	.313
Moustakas, Mike	43	112	9	17	1	0	3	5	16	0	21	0	0	0	1	.152	.258	.241
Panik, Joe	84	248	33	65	8	3	2	28	29	0	38	0	1	0	11	.262	.339	.343
Plouffe, Trevor	119	394	39	100	27	2	9	40	38	9	93	1	1	0	0	.254	.333	.401
Pompey, Dalton	11	20	2	5	1	1	1	3	0	0	7	0	0	0	0	.250	.250	.550
Pujols, Albert	161	656	68	152	37	0	28	94	36	7	82	4	1	0	6	.232	.279	.416
Ramos, Wilson	69	220	23	53	7	0	10	28	11	0	46	0	0	1	5	.241	.277	.409
Stanton, Giancarlo	156	581	97	155	22	1	46	101	67	4	200	5	0	0	9	.267	.347	.546
Pitchers	162	1	0	0	0	0	0	0	0	0	0	0	0	0	12	.000	.000	.000
<b>TOTALS</b>	<b>162</b>	<b>5515</b>	<b>618</b>	<b>1297</b>	<b>238</b>	<b>18</b>	<b>188</b>	<b>596</b>	<b>475</b>	<b>85</b>	<b>1209</b>	<b>47</b>	<b>8</b>	<b>20</b>	<b>94</b>	<b>.235</b>	<b>.306</b>	<b>.387</b>



<u>PITCHER</u>	<u>W</u>	<u>L</u>	<u>S</u>	<u>W/L%</u>	<u>G</u>	<u>GS</u>	<u>CG</u>	<u>IP</u>	<u>H</u>	<u>R</u>	<u>ER</u>	<u>HRA</u>	<u>BB</u>	<u>SO</u>	<u>ShO</u>	<u>ERA</u>
Bastardo, Antonio	4	4	3	.500	50	0	0	50.7	39	28	24	9	13	61	0	4.26
Cashner, Andrew	6	7	0	.462	19	19	0	108.7	109	48	47	9	26	50	0	3.89
Clippard, Tyler	3	2	31	.600	49	0	0	70.3	46	20	17	8	25	74	0	2.18
Cook, Ryan	1	0	2	1.000	36	0	0	42.3	25	15	13	5	25	38	0	2.76
Hunter, Tommy	4	2	2	.667	59	0	0	62.3	82	34	27	5	13	38	0	3.90
Hutchison, Drew	10	9	0	.526	27	27	2	159.0	152	76	67	21	61	126	0	3.79
Latos, Mat	0	8	0	.000	9	9	0	45.3	69	47	46	6	20	36	0	9.13
Maurer, Brandon	4	3	0	.571	36	1	0	63.7	63	23	22	4	19	42	0	3.11
Nuno, Vidal	3	7	3	.300	79	0	0	148.0	140	82	80	19	57	120	0	4.86
Otero, Dan	2	4	4	.333	59	0	0	67.3	65	18	14	2	13	29	0	1.87
Paxton, James	3	4	0	.429	7	7	3	53.7	53	42	40	9	25	46	0	6.71
Porcello, Rick	11	12	0	.478	34	34	1	203.7	227	114	107	38	45	116	0	4.73
Strasburg, Stephen	11	14	0	.440	35	35	3	206.7	248	126	117	40	50	251	0	5.10
Ventura, Yordano	9	15	0	.375	30	30	3	179.0	175	82	77	15	72	148	1	3.87
											-4				2	
<b>TOTALS</b>	<b>71</b>	<b>91</b>	<b>45</b>	<b>.438</b>	<b>162</b>	<b>162</b>	<b>12</b>	<b>1461</b>	<b>1493</b>	<b>755</b>	<b>694</b>	<b>190</b>	<b>464</b>	<b>1175</b>	<b>3</b>	<b>4.28</b>

## DRILLERS



*Driller Babe(s)*



<u>BATTER</u>	<u>G</u>	<u>AB</u>	<u>R</u>	<u>H</u>	<u>2B</u>	<u>3B</u>	<u>HR</u>	<u>RBI</u>	<u>BB</u>	<u>HBP</u>	<u>K</u>	<u>SB</u>	<u>CS</u>	<u>SAC</u>	<u>E</u>	<u>AVG</u>	<u>OBP</u>	<u>SLG</u>
Abreu, Jose	152	611	90	166	41	0	37	101	40	10	165	3	0	0	5	.272	.327	.520
Blackmon, Charlie	135	438	54	126	15	3	12	56	30	10	85	25	11	4	10	.288	.347	.418
Cabrera, Melky	161	613	80	170	41	3	13	81	43	4	89	5	0	3	0	.277	.329	.418
Donaldson, Josh	93	205	34	55	11	1	13	40	25	2	55	0	0	0	11	.268	.353	.522
Franco, Maikel	12	34	2	8	4	0	0	2	2	0	7	0	0	0	0	.235	.278	.353
Gillaspie, Conor	126	441	54	110	31	4	4	32	32	2	77	0	0	0	6	.249	.303	.365
Jennings, Desmond	93	193	28	48	8	1	5	20	22	1	36	7	0	7	0	.249	.329	.378
Owings, Chris	46	122	14	35	6	2	2	15	10	0	27	3	0	1	3	.287	.341	.418
Posey, Buster	149	592	61	177	25	3	15	83	42	3	90	0	1	0	6	.299	.349	.427
Puig, Yasiel	151	614	99	159	36	7	16	65	63	14	157	10	2	2	7	.259	.342	.419
Rollins, Jimmy	160	525	65	103	18	3	14	59	69	0	117	19	5	7	9	.196	.290	.322
Walker, Neil	147	481	54	113	15	3	19	63	34	8	106	1	1	5	9	.235	.296	.397
Yelich, Christian	162	640	81	168	35	5	8	70	61	4	184	24	11	28	1	.263	.330	.370
Zunino, Mike	28	66	5	11	2	0	3	7	2	3	24	0	0	0	1	.167	.225	.333
Pitchers	162	0	0	0	0	0	0	0	0	0	0	0	0	1	13	.000	.000	.000
<b>TOTALS</b>	<b>162</b>	<b>5575</b>	<b>721</b>	<b>1449</b>	<b>288</b>	<b>35</b>	<b>161</b>	<b>694</b>	<b>475</b>	<b>61</b>	<b>1219</b>	<b>97</b>	<b>31</b>	<b>58</b>	<b>81</b>	<b>.260</b>	<b>.325</b>	<b>.411</b>


<u>PITCHER</u>	<u>W</u>	<u>L</u>	<u>S</u>	<u>W/L%</u>	<u>G</u>	<u>GS</u>	<u>CG</u>	<u>IP</u>	<u>H</u>	<u>R</u>	<u>ER</u>	<u>HRA</u>	<u>BB</u>	<u>SO</u>	<u>ShO</u>	<u>ERA</u>
Beimel, Joe	4	4	4	.500	51	0	0	50.0	37	18	15	4	19	28	0	2.70
Boxberger, Brad	4	2	10	.667	39	0	0	39.7	33	13	12	3	20	51	0	2.72
Cobb, Alex	8	5	0	.615	23	23	1	135.7	137	62	57	15	39	113	0	3.78
Fien, Casey	0	1	0	.000	22	0	0	28.0	38	21	20	3	10	26	0	6.43
Gregerson, Luke	3	7	3	.300	74	0	0	79.0	71	36	36	10	18	61	0	4.10
Haren, Dan	1	0	0	1.000	4	4	0	24.0	26	11	11	7	5	14	0	4.13
Kazmir, Scott	12	9	0	.571	31	31	6	206.0	193	92	86	15	66	169	1	3.76
Kennedy, Ian	3	5	0	.375	13	13	2	84.3	80	42	42	11	35	80	0	4.48
Keuchel, Dallas	15	6	0	.714	29	29	5	192.3	190	74	69	14	48	155	3	3.23
Pomeranz, Drew	6	10	3	.375	77	0	0	75.7	64	39	36	7	52	61	0	4.28
Sabathia, C.C.	0	1	0	.000	1	1	0	3.3	9	6	6	2	0	6	0	16.22
Shaw, Bryan	4	2	2	.667	42	0	0	34.7	33	20	18	9	13	25	0	4.67
Shields, James	10	14	0	.417	32	32	9	222.3	243	114	102	31	54	167	1	4.13
Soria, Joakim	0	1	22	.000	43	0	0	43.7	17	3	3	2	5	46	0	0.62
Torres, Alex	4	3	1	.571	46	0	0	59.3	40	11	10	2	26	39	0	1.52
Wheeler, Zack	9	9	0	.500	29	29	4	183.0	183	98	82	23	87	174	1	4.03
															3	
<b>TOTALS</b>	<b>83</b>	<b>79</b>	<b>45</b>	<b>.512</b>	<b>162</b>	<b>162</b>	<b>27</b>	<b>1461</b>	<b>1394</b>	<b>660</b>	<b>605</b>	<b>158</b>	<b>497</b>	<b>1215</b>	<b>9</b>	<b>3.73</b>

**Ballpark: PornHub MudPit of Lewisville      General Manager: Bob Stoops**  
**Manager: Barry Switzer**

# FFTs



*FFT Grove Babe*



<u>BATTER</u>	<u>G</u>	<u>AB</u>	<u>R</u>	<u>H</u>	<u>2B</u>	<u>3B</u>	<u>HR</u>	<u>RBI</u>	<u>BB</u>	<u>HBP</u>	<u>K</u>	<u>SB</u>	<u>CS</u>	<u>SAC</u>	<u>E</u>	<u>AVG</u>	<u>OBP</u>	<u>SLG</u>
Cabrera, Asdrubal	122	366	36	78	18	0	7	28	42	3	70	5	1	3	2	.213	.299	.320
Cabrera, Miguel	159	612	81	169	49	2	23	83	54	2	123	2	1	0	22	.276	.337	.475
Cespedes, Yoenis	132	472	53	115	20	5	25	77	27	1	98	0	0	0	4	.244	.286	.466
Ellis, A.J.	57	144	15	29	8	0	1	8	26	2	37	1	0	1	4	.201	.331	.278
Ellsbury, Jacoby	133	538	58	137	20	5	8	56	37	1	84	12	7	1	2	.255	.304	.355
Hechevarria, Adeiny	127	448	40	117	13	11	0	43	20	0	70	7	2	7	11	.261	.293	.339
Laroche, Adam	96	303	33	62	7	0	14	37	53	1	63	1	0	0	0	.205	.325	.366
Lawrie, Brett	21	49	6	12	1	1	4	8	1	3	10	0	0	0	1	.245	.302	.551
Loney, James	118	465	61	131	22	0	14	44	43	6	67	2	0	0	5	.282	.350	.419
McKenry, Michael	50	104	17	28	7	0	3	14	15	1	31	0	0	0	7	.269	.367	.423
Pederson, Joc	7	23	0	1	0	0	0	0	1	0	9	0	0	0	0	.043	.083	.043
Pence, Hunter	161	649	71	176	28	12	15	84	36	7	128	9	2	0	4	.271	.316	.421
Prado, Martin	75	257	26	57	10	1	5	27	10	3	40	0	0	0	4	.222	.259	.327
Ramirez, Hanley	120	414	62	118	40	0	8	54	50	9	80	8	3	0	5	.285	.374	.440
Ruiz, Carlos	94	272	19	58	10	0	0	17	29	12	45	1	0	0	4	.213	.316	.250
Rutledge, Josh	49	136	15	46	5	3	1	16	11	2	36	0	0	4	10	.338	.396	.441
Suzuki, Ichiro	96	286	41	74	9	1	2	17	28	0	65	10	1	0	0	.259	.325	.318
Pitchers	162	0	0	0	0	0	0	0	0	0	0	0	0	0	14	.000	.000	.000
<b>TOTALS</b>	<b>162</b>	<b>5538</b>	<b>634</b>	<b>1408</b>	<b>267</b>	<b>41</b>	<b>130</b>	<b>613</b>	<b>483</b>	<b>53</b>	<b>1056</b>	<b>58</b>	<b>17</b>	<b>16</b>	<b>99</b>	<b>.254</b>	<b>.320</b>	<b>.388</b>

<u>PITCHER</u>	<u>W</u>	<u>L</u>	<u>S</u>	<u>W/L%</u>	<u>G</u>	<u>GS</u>	<u>CG</u>	<u>IP</u>	<u>H</u>	<u>R</u>	<u>ER</u>	<u>HRA</u>	<u>BB</u>	<u>SO</u>	<u>ShO</u>	<u>ERA</u>
Dunn, Mike	1	2	3	.333	38	0	0	47.3	39	16	12	6	25	54	0	2.28
Estrada, Marco	2	1	0	.667	46	3	0	119.3	118	57	53	22	44	90	0	4.00
Kuroda, Hiroki	7	14	0	.333	29	29	3	183.0	209	88	82	14	38	112	0	4.03
Lackey, John	5	15	0	.250	24	24	0	132.2	157	92	80	19	49	97	0	5.45
Leake, Mike	11	13	0	.458	29	29	1	184.0	218	89	85	13	46	119	0	4.16
Lincecum, Tim	2	3	1	.400	27	4	1	75.7	70	45	42	10	38	56	0	5.00
Lyons, Tyler	2	0	0	1.000	13	3	1	28.3	31	9	5	1	10	34	0	1.59
Peavy, Jake	8	19	0	.296	32	32	3	192.0	196	113	110	33	58	149	1	5.16
Petit, Yusmeiro	4	5	5	.444	44	4	0	106.0	100	52	51	15	28	118	0	4.33
Rodney, Fernando	2	3	27	.400	45	0	0	38.0	40	21	20	4	18	44	0	4.74
Samardzija, Jeff	16	15	0	.516	34	34	6	232.3	245	126	113	33	46	214	1	4.38
Tazawa, Junichi	6	3	1	.667	29	0	0	30.0	33	16	15	3	10	32	0	4.50
Warren, Adam	1	2	1	.333	35	0	0	68.0	62	24	23	3	17	65	0	3.04
											-1				3	
<b>TOTALS</b>	<b>67</b>	<b>95</b>	<b>38</b>	<b>.414</b>	<b>162</b>	<b>162</b>	<b>15</b>	<b>1436</b>	<b>1518</b>	<b>748</b>	<b>690</b>	<b>176</b>	<b>427</b>	<b>1184</b>	<b>5</b>	<b>4.32</b>

<b>Ballpark:</b>	<b>The Grove</b>	<b>Mascot:</b>	<b>TMI</b>
<b>Manager:</b>	<b>Dusty Baker</b>	<b>General Manager:</b>	<b>Tommy Lasorda</b>
<b>Coaches:</b>	<b>Pedro Guerrero (hitting)</b>	<b>Battle Cry:</b>	<b>“Year after next, we are set.”</b>
	<b>Davey Lopes</b>	<b>Time Clock:</b>	<b>Darryl Strawberry</b>
	<b>Ron Cey</b>	<b>Misc.:</b>	<b>Original NASOMA franchise</b>
	<b>Steve Garvey</b>		
	<b>Bill Russell</b>		

# FUNGOS



*Fungo Babe*



<u>BATTER</u>	<u>G</u>	<u>AB</u>	<u>R</u>	<u>H</u>	<u>2B</u>	<u>3B</u>	<u>HR</u>	<u>RBI</u>	<u>BB</u>	<u>HBP</u>	<u>K</u>	<u>SB</u>	<u>CS</u>	<u>SAC</u>	<u>E</u>	<u>AVG</u>	<u>OBP</u>	<u>SLG</u>
Betts, Mookie	84	208	35	60	17	1	8	24	23	1	39	6	1	0	9	.288	.362	.495
Cabrera, Everth	150	379	37	74	9	1	5	36	28	1	94	30	4	24	13	.195	.252	.264
Carpenter, Matt	162	619	78	158	32	1	8	68	103	12	130	4	3	0	16	.255	.372	.349
Davis, Rajai	111	303	37	78	15	0	4	20	20	1	66	32	8	1	3	.257	.306	.347
Dyson, Jarrod	121	265	34	73	11	5	2	28	21	0	62	41	7	3	4	.275	.329	.377
Galvis, Freddy	103	126	11	19	4	0	1	13	16	0	39	2	1	3	2	.151	.246	.206
Gardner, Brett	162	584	74	133	23	4	15	45	38	7	153	18	7	27	4	.228	.283	.358
Herrera, Dilson	24	65	10	13	1	1	8	15	6	0	23	0	0	1	2	.200	.268	.615
Hosmer, Eric	150	513	43	127	39	1	7	50	31	2	91	5	1	0	13	.248	.293	.368
Jaso, John	99	304	35	78	15	2	12	42	21	8	60	0	0	0	0	.257	.321	.438
LaStella, Tommy	55	116	17	37	9	0	0	16	18	2	19	1	0	0	1	.319	.419	.397
Murphy, Daniel	139	482	43	132	25	2	3	59	25	2	69	6	4	0	17	.274	.312	.353
Odor, Rougned	12	25	2	7	1	1	0	0	0	1	5	0	0	0	0	.280	.308	.400
Perez, Salvador	162	615	57	137	21	6	17	54	16	3	90	1	0	0	9	.223	.246	.359
Trout, Mike	162	621	84	150	36	14	34	104	73	13	232	9	3	0	3	.242	.334	.509
Zimmerman, Ryan	90	235	22	50	14	0	4	19	26	0	53	0	0	0	4	.213	.291	.323
Pitchers	162	0	0	0	0	0	0	0	0	0	0	0	0	0	10	.000	.000	.000
TOTALS	162	5460	619	1326	272	39	128	593	465	53	1225	155	39	59	110	.243	.308	.377


<u>PITCHER</u>	<u>W</u>	<u>L</u>	<u>S</u>	<u>W/L%</u>	<u>G</u>	<u>GS</u>	<u>CG</u>	<u>IP</u>	<u>H</u>	<u>R</u>	<u>ER</u>	<u>HRA</u>	<u>BB</u>	<u>SO</u>	<u>ShO</u>	<u>ERA</u>
Baez, Pedro	3	1	1	.750	20	0	0	25.7	16	5	5	2	3	21	0	1.75
Cishek, Steve	0	3	1	.000	37	0	0	59.0	55	25	21	5	20	67	0	3.20
Edgin, Josh	2	3	0	.400	22	0	0	23.3	13	7	6	3	6	25	0	2.31
Gibson, Kyle	12	8	0	.600	29	29	1	179.0	174	71	65	10	75	106	1	3.27
Hendricks, Kyle	4	7	0	.364	14	14	2	88.0	93	42	38	11	20	40	0	3.89
Holland, Derek	1	2	0	.333	17	1	0	34.7	34	12	11	2	7	19	0	2.86
Kershaw, Clayton	14	10	0	.583	30	30	9	217.7	160	60	53	20	44	236	3	2.19
Koehler, Tom	4	8	0	.333	21	21	2	119.3	130	71	66	11	45	77	0	4.98
Maness, Seth	3	6	0	.333	65	0	0	76.3	83	35	34	8	14	49	0	4.01
Papelbon, Jonathan	2	1	43	.667	60	0	0	73.0	54	19	17	5	13	70	0	2.10
Price, David	17	13	0	.567	35	35	4	245.0	247	113	105	35	36	285	1	3.86
Roark, Tanner	14	13	0	.519	32	32	1	207.0	203	88	76	17	42	122	1	3.30
Robertson, David	4	1	0	.800	45	0	0	48.0	32	14	10	5	19	66	0	1.88
Rosenthal, Trevor	3	3	0	.500	56	0	0	69.7	71	28	27	3	38	71	0	3.49
<b>TOTALS</b>	<b>83</b>	<b>79</b>	<b>45</b>	<b>.512</b>	<b>162</b>	<b>162</b>	<b>19</b>	<b>1466</b>	<b>1365</b>	<b>590</b>	<b>534</b>	<b>137</b>	<b>382</b>	<b>1254</b>	<b>6</b>	<b>3.28</b>

<b>Ballpark:</b>	<b>WTF</b>	<b>Mascot:</b>	<b>Fungo Bat</b>
<b>Manager:</b>	<b>Lance Berkman</b>	<b>General Manager:</b>	<b>Al Kaline</b>
<b>Coaches:</b>	<b>Kevin Brown (pitching)</b>		
	<b>Ken Griffey, Jr. (hitting)</b>		
	<b>Omar Vizquel (1<sup>st</sup> Base)</b>		
	<b>Ellis Burks (3<sup>rd</sup> Base)</b>		
	<b>Mark Grace (bench)</b>		

# INMATES



*Inmate Babe*



<u>BATTER</u>	<u>G</u>	<u>AB</u>	<u>R</u>	<u>H</u>	<u>2B</u>	<u>3B</u>	<u>HR</u>	<u>RBI</u>	<u>BB</u>	<u>HBP</u>	<u>K</u>	<u>SB</u>	<u>CS</u>	<u>SAC</u>	<u>E</u>	<u>AVG</u>	<u>OBP</u>	<u>SLG</u>
Altuve, Jose	162	700	100	230	49	2	7	54	38	6	84	41	9	0	14	.329	.368	.434
Escobar, Eduardo	117	336	35	85	32	0	8	29	9	1	72	1	1	1	12	.253	.275	.420
Gattis, Evan	137	403	57	86	15	0	13	42	29	12	119	0	0	2	7	.213	.286	.347
Jones, Adam	162	646	100	169	22	2	29	88	25	15	146	6	1	1	6	.262	.305	.437
Marte, Starling	153	545	71	142	31	8	13	55	40	22	166	25	4	4	7	.261	.336	.418
Martinez, J.D.	138	484	66	141	33	3	26	86	21	6	154	3	1	1	0	.291	.329	.533
Ramirez, Aramis	133	448	52	118	20	2	15	72	19	9	88	2	0	0	10	.263	.307	.417
Reddick, Josh	140	399	72	124	28	5	27	72	32	5	45	4	0	2	7	.311	.369	.609
Rizzo, Anthony	160	573	106	159	30	1	44	108	70	18	138	5	0	0	11	.277	.374	.564
Rosario, Wilin	99	283	32	70	17	1	14	46	6	0	44	1	0	5	10	.247	.263	.463
Rua, Ryan	48	101	9	21	3	0	1	7	2	4	18	1	0	0	0	.208	.252	.267
Segura, Jean	145	459	48	116	11	7	2	36	11	2	73	10	4	32	18	.253	.273	.320
Vargas, Kennys	94	236	25	59	10	2	8	31	9	4	68	0	0	0	0	.250	.289	.411
Pitchers	162	3	1	1	0	0	0	0	0	0	1	0	0	0	5	.333	.333	.333
<b>TOTALS</b>	<b>162</b>	<b>5616</b>	<b>774</b>	<b>1521</b>	<b>301</b>	<b>33</b>	<b>207</b>	<b>726</b>	<b>311</b>	<b>104</b>	<b>1216</b>	<b>99</b>	<b>20</b>	<b>48</b>	<b>107</b>	<b>.271</b>	<b>.321</b>	<b>.447</b>



<u>PITCHER</u>	<u>W</u>	<u>L</u>	<u>S</u>	<u>W/L%</u>	<u>G</u>	<u>GS</u>	<u>CG</u>	<u>IP</u>	<u>H</u>	<u>R</u>	<u>ER</u>	<u>HRA</u>	<u>BB</u>	<u>SO</u>	<u>ShO</u>	<u>ERA</u>
Greene, Shane	2	0	0	1.000	3	3	0	18.0	24	10	8	3	7	11	0	4.00
Grimm, Justin	7	2	3	.778	79	0	0	74.0	56	20	19	3	35	79	0	2.31
Howell, J.P.	4	1	3	.800	53	0	0	42.7	26	7	5	1	22	34	0	1.05
Hughes, Jared	3	2	3	.600	46	0	0	52.7	66	35	34	6	20	21	0	5.81
Matzek, Tyler	0	0	0	.000	0	0	0	0.0	0	0	0	0	0	0	0	0.00
McHugh, Collin	16	9	0	.640	28	28	2	171.0	131	65	54	19	41	180	0	2.84
Montero, Rafael	0	0	0	.000	1	0	0	1.3	1	2	0	0	3	0	0	0.00
Neshek, Pat	3	3	30	.500	65	0	0	74.3	51	16	14	4	11	70	0	1.70
Norris, Bud	12	10	0	.545	27	27	4	172.7	152	71	68	27	43	134	1	3.54
Pineda, Michael	10	4	0	.714	15	15	0	84.0	69	30	28	8	22	61	0	3.00
Putnam, Zach	3	3	3	.500	65	0	0	61.7	48	15	14	1	24	46	0	2.04
Quintana, Jose	18	10	0	.643	37	37	2	220.0	223	102	86	20	80	209	1	3.52
Ramirez, Neil	1	0	1	1.000	59	0	0	44.7	23	10	10	4	22	47	0	2.01
Ramos, A.J.	1	1	3	.500	49	0	0	63.3	47	26	23	3	37	74	0	3.27
Salazar, Danny	5	7	0	.417	16	16	2	91.0	87	49	39	11	32	89	1	3.86
Simon, Alfredo	14	11	0	.560	36	36	3	217.3	253	128	118	36	66	124	0	4.89
Tolleson, Shawn	0	0	3	.000	41	0	0	62.3	51	34	33	9	27	61	0	4.76
<b>TOTALS</b>	<b>99</b>	<b>63</b>	<b>49</b>	<b>.611</b>	<b>162</b>	<b>162</b>	<b>13</b>	<b>1451</b>	<b>1308</b>	<b>620</b>	<b>553</b>	<b>155</b>	<b>492</b>	<b>1240</b>	<b>3</b>	<b>3.43</b>

<b>Ballpark:</b>	<b>The Baptist Bowl</b>	<b>Mascot:</b>	<b>The Beakless Chicken</b>
<b>Manager:</b>	<b>Mike Schmidt</b>	<b>General Manger:</b>	<b>Monty Python</b>
<b>Coaches:</b>	<b>Fergie Jenkins (pitching)</b>	<b>Play-by-play:</b>	<b>Elmer Fudd</b>
	<b>Mario Mendoza (hitting)</b>	<b>Team Attorney:</b>	<b>Perry Mason</b>
	<b>Mo Vaughn (1<sup>st</sup> Base)</b>		
	<b>Rob Thompson (3<sup>rd</sup> Base)</b>		
	<b>Ted Higuera (bullpen)</b>		

# KILLER BEES



*Bee Babe*



<u>BATTER</u>	<u>G</u>	<u>AB</u>	<u>R</u>	<u>H</u>	<u>2B</u>	<u>3B</u>	<u>HR</u>	<u>RBI</u>	<u>BB</u>	<u>HBP</u>	<u>K</u>	<u>SB</u>	<u>CS</u>	<u>SAC</u>	<u>E</u>	<u>AVG</u>	<u>OBP</u>	<u>SLG</u>
Bonifacio, Emilio	80	217	16	49	12	2	5	15	7	0	62	3	3	2	2	.226	.250	.369
Chirinos, Robinson	66	221	15	40	7	0	8	24	14	5	61	0	0	1	6	.181	.246	.321
Crisp, Coco	123	471	63	108	23	3	10	41	71	0	76	18	4	4	3	.229	.330	.355
Freeman, Freddie	155	583	73	173	51	5	22	66	90	9	146	1	1	0	2	.297	.399	.515
Granderson, Curtis	159	565	55	108	26	4	19	59	79	9	161	3	0	0	1	.191	.300	.352
Gyorko, Jedd	66	203	17	36	10	0	7	18	20	1	53	1	1	0	7	.177	.254	.330
Inciarte, Ender	146	537	44	128	24	1	5	31	29	0	89	16	3	8	12	.238	.277	.315
Infante, Omar	109	383	36	74	14	1	3	30	25	3	54	9	0	2	9	.193	.248	.258
Polanco, Gregory	49	132	17	31	2	1	5	20	18	0	28	10	1	0	2	.235	.327	.379
Santana, Carlos	128	463	62	93	16	0	25	54	94	2	133	3	0	4	9	.201	.338	.397
Simmons, Andrelton	162	577	43	117	26	2	7	46	26	0	70	6	4	3	20	.203	.237	.291
Snider, Travis	90	298	38	66	9	0	18	48	37	1	76	1	1	0	0	.221	.310	.433
Solarte, Yangervis	151	568	59	126	9	2	10	43	65	3	88	0	0	0	19	.222	.305	.298
Trumbo, Mark	93	309	34	65	10	1	19	52	21	1	102	0	1	0	1	.210	.263	.434
Pitchers	162	0	0	0	0	0	0	0	0	0	0	0	0	0	6	.000	.000	.000
<b>TOTALS</b>	<b>162</b>	<b>5527</b>	<b>572</b>	<b>1214</b>	<b>239</b>	<b>22</b>	<b>163</b>	<b>547</b>	<b>596</b>	<b>34</b>	<b>1199</b>	<b>71</b>	<b>19</b>	<b>24</b>	<b>99</b>	<b>.220</b>	<b>.299</b>	<b>.359</b>

<u>PITCHER</u>	<u>W</u>	<u>L</u>	<u>S</u>	<u>W/L%</u>	<u>G</u>	<u>GS</u>	<u>CG</u>	<u>IP</u>	<u>H</u>	<u>R</u>	<u>ER</u>	<u>HRA</u>	<u>BB</u>	<u>SO</u>	<u>ShO</u>	<u>ERA</u>
Chamberlain, Joba	2	2	1	.500	28	0	0	44.7	48	22	22	5	18	43	0	4.43
Diekman, Jake	5	5	9	.500	52	0	0	75.7	60	36	31	8	23	85	0	3.69
Familia, Jeurys	4	1	12	.800	32	0	0	42.0	36	17	17	4	15	30	0	3.64
Hale, David	2	0	0	1.000	22	0	0	38.7	48	30	29	9	15	18	0	6.75
Janssen, Casey	3	1	3	.750	31	0	0	65.3	50	16	15	4	7	37	0	2.07
Jimenez, Ubaldo	0	0	0	.000	2	0	0	2.7	2	2	2	0	3	3	0	6.74
Martinez, Nick	0	0	0	.000	6	0	0	4.3	9	5	5	0	1	3	0	10.39
Matsuzaka, Daisuke	3	5	1	.375	42	4	1	136.7	107	70	65	19	81	115	0	4.28
Medina, Yoervis	1	1	0	.500	26	0	0	29.7	35	15	13	6	24	31	0	3.94
Minor, Mike	7	13	0	.350	31	31	2	170.3	217	130	123	30	63	119	1	6.50
Noesi, Hector	0	0	0	.000	4	0	0	8.3	10	5	5	1	3	5	0	5.40
Santana, Ervin	7	20	0	.259	31	31	3	189.7	211	121	106	29	73	183	0	5.03
Teheran, Julio	8	20	0	.286	34	34	9	233.0	247	121	109	46	50	182	0	4.21
Walden, Jordan	0	4	3	.000	12	0	0	11.7	15	11	9	3	5	12	0	6.94
Weaver, Jered	8	20	0	.286	33	33	8	206.3	226	129	120	43	72	161	0	5.23
Wood, Alex	9	11	0	.450	29	29	5	212.3	206	104	96	39	66	214	0	4.07
											-3				3	
<b>TOTALS</b>	<b>59</b>	<b>103</b>	<b>29</b>	<b>.364</b>	<b>162</b>	<b>162</b>	<b>28</b>	<b>1471</b>	<b>1527</b>	<b>834</b>	<b>764</b>	<b>246</b>	<b>519</b>	<b>1241</b>	<b>4</b>	<b>4.67</b>

# MAVERICKS



*Mav Babe(s)*



<u>BATTER</u>	<u>G</u>	<u>AB</u>	<u>R</u>	<u>H</u>	<u>2B</u>	<u>3B</u>	<u>HR</u>	<u>RBI</u>	<u>BB</u>	<u>HBP</u>	<u>K</u>	<u>SB</u>	<u>CS</u>	<u>SAC</u>	<u>E</u>	<u>AVG</u>	<u>OBP</u>	<u>SLG</u>
Amarista, Alexi	79	45	15	8	1	0	1	1	0	0	6	2	0	1	1	.178	.178	.267
Andrus, Elvis	162	536	48	123	23	1	1	32	32	3	80	32	7	15	22	.229	.277	.282
Bradley, Jackie	67	31	5	5	0	0	0	0	1	0	14	0	1	1	0	.161	.188	.161
Butler, Billy	119	355	34	81	22	0	6	38	25	6	75	0	0	0	0	.228	.290	.341
Castellanos, Nick	99	290	22	73	12	3	5	28	25	0	75	0	0	0	7	.252	.311	.366
Castillo, Rusney	18	40	2	8	2	0	2	3	4	1	10	0	0	0	1	.200	.289	.400
Davis, Chris	141	392	28	47	10	0	12	36	46	4	150	1	0	1	22	.120	.219	.237
Harper, Bryce	128	371	39	113	14	2	14	43	33	1	111	0	2	0	4	.305	.363	.466
Heyward, Jason	150	512	51	131	31	2	6	45	62	4	89	15	2	0	0	.256	.341	.359
Kendrick, Howie	123	370	38	101	20	2	3	30	22	3	79	9	3	3	5	.273	.319	.362
Lucroy, Jonathan	159	642	60	189	64	2	10	57	61	1	82	1	0	0	5	.294	.357	.447
Morse, Michael	137	471	59	128	27	3	24	75	31	17	136	0	0	0	6	.272	.339	.495
Ozuna, Marcell	160	601	80	158	28	2	28	71	46	0	181	2	1	1	2	.263	.315	.456
Upton, Justin	158	610	73	140	30	1	26	72	55	6	206	7	2	0	6	.230	.300	.410
Vazquez, Christian	46	37	7	12	2	0	0	4	7	0	2	0	0	1	3	.324	.432	.378
Wong, Kolten	102	263	38	76	9	1	15	41	14	4	39	8	1	3	10	.289	.335	.502
Pitchers	162	1	5	0	0	0	0	2	0	0	1	0	0	4	8	.000	.000	.000
<b>TOTALS</b>	<b>162</b>	<b>5567</b>	<b>604</b>	<b>1393</b>	<b>295</b>	<b>19</b>	<b>153</b>	<b>578</b>	<b>464</b>	<b>50</b>	<b>1336</b>	<b>77</b>	<b>19</b>	<b>30</b>	<b>102</b>	<b>.250</b>	<b>.314</b>	<b>.392</b>

<u>PITCHER</u>	<u>W</u>	<u>L</u>	<u>S</u>	<u>W/L%</u>	<u>G</u>	<u>GS</u>	<u>CG</u>	<u>IP</u>	<u>H</u>	<u>R</u>	<u>ER</u>	<u>HRA</u>	<u>BB</u>	<u>SO</u>	<u>ShO</u>	<u>ERA</u>
Bailey, Homer	4	7	0	.364	16	16	0	91.3	105	55	49	12	36	74	0	4.83
Britton, Zach	4	3	2	.571	68	0	0	74.0	59	25	24	8	18	59	0	2.92
Buchholz, Clay	0	7	0	.000	13	13	2	76.7	78	41	34	9	25	58	0	3.99
Cain, Matt	0	3	0	.000	5	5	1	27.0	32	16	15	5	7	20	0	5.00
Carrasco, Carlos	8	7	4	.533	88	0	0	147.0	99	41	30	10	45	129	0	1.84
Gallardo, Yovani	11	11	0	.500	33	33	4	208.3	211	91	86	25	61	128	1	3.72
Hahn, Jesse	5	3	0	.625	58	0	0	73.0	53	26	24	8	33	62	0	2.96
Hammel, Jason	10	15	0	.400	30	30	3	182.3	181	99	91	35	54	147	0	4.49
Holland, Greg	7	6	28	.538	61	0	0	63.3	49	20	20	8	25	81	0	2.84
Leone, Dominic	0	0	0	.000	16	0	0	11.7	11	4	4	0	7	12	0	3.08
Martinez, Carlos	0	0	0	.000	46	0	0	75.0	95	47	44	4	27	62	0	5.28
Odorizzi, Jake	11	11	0	.500	31	31	1	173.3	179	99	88	23	74	141	0	4.57
Peralta, Wily	8	17	0	.320	34	34	4	200.7	220	106	99	33	62	138	0	4.44
Wilson, Justin	4	0	1	1.000	39	0	0	44.7	42	24	23	9	23	34	0	4.63
															6	
<b>TOTALS</b>	<b>72</b>	<b>90</b>	<b>35</b>	<b>.444</b>	<b>162</b>	<b>162</b>	<b>15</b>	<b>1448</b>	<b>1414</b>	<b>694</b>	<b>631</b>	<b>189</b>	<b>497</b>	<b>1145</b>	<b>7</b>	<b>3.92</b>

**Ballpark:**

**The Rastadome**

**Manager:**

**The Ghost of Bob Marley**

**General Manager: The Ghost of Hank Williams**

**Coaches:**

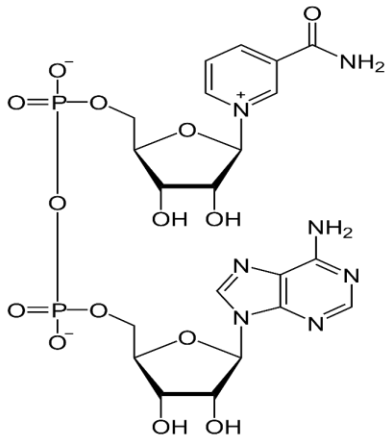
**(The Enhancers)**

**Juan Gonzalez**

**Lenny Dykstra**

**Roger Clemens**

# NADS



*Nad Babe (?)*



<b>BATTER</b>	<b>G</b>	<b>AB</b>	<b>R</b>	<b>H</b>	<b>2B</b>	<b>3B</b>	<b>HR</b>	<b>RBI</b>	<b>BB</b>	<b>HBP</b>	<b>K</b>	<b>SB</b>	<b>CS</b>	<b>SAC</b>	<b>E</b>	<b>AVG</b>	<b>OBP</b>	<b>SLG</b>
Adams, Matt	75	264	31	70	13	5	5	29	10	2	48	2	1	0	0	.265	.297	.409
Arcia, Oswaldo	60	197	28	44	10	1	15	33	15	4	66	0	1	0	1	.223	.292	.513
Aybar, Erick	153	622	68	176	31	5	6	56	38	5	77	27	8	21	7	.283	.329	.378
Calhoun, Kole	122	504	71	129	33	2	19	52	38	5	109	6	4	0	0	.256	.314	.442
Crawford, Carl	98	343	46	87	8	3	3	31	19	5	67	27	3	0	4	.254	.302	.321
Dozier, Brian	160	571	82	125	18	0	30	73	87	11	147	16	4	2	14	.219	.333	.408
Frazier, Todd	161	633	79	159	19	1	27	87	58	6	151	15	5	0	12	.251	.320	.412
Gonzalez, Adrian	160	641	80	154	32	2	34	96	45	4	148	2	4	0	6	.240	.294	.456
Harrison, Josh	137	543	65	164	39	4	15	77	22	4	99	15	3	0	3	.302	.334	.471
Lagares, Juan	112	362	33	83	19	1	2	32	16	5	78	14	1	0	4	.229	.272	.304
Montero, Miguel	130	406	47	92	16	3	14	46	39	12	102	0	0	1	6	.227	.313	.384
Peterson, Jace	3	6	1	1	0	0	0	2	0	0	2	0	0	0	0	.167	.167	.167
Ramirez, Jose	10	23	7	9	2	0	0	4	1	0	2	0	0	0	0	.391	.417	.478
Revere, Ben	84	305	36	86	9	4	0	34	6	2	37	29	2	2	1	.282	.300	.338
Rios, Alex	38	103	12	36	12	4	2	14	6	0	16	7	1	0	0	.350	.385	.602
Suzuki, Kurt	55	136	15	33	9	1	2	13	5	1	24	0	0	0	2	.243	.275	.368
Taylor, Chris	3	10	1	2	0	0	0	1	0	0	3	1	0	0	0	.200	.200	.200
Pitchers	162	0	0	0	0	0	0	0	0	0	0	0	0	0	13	.000	.000	.000
<b>TOTALS</b>	<b>162</b>	<b>5669</b>	<b>702</b>	<b>1450</b>	<b>270</b>	<b>36</b>	<b>174</b>	<b>680</b>	<b>405</b>	<b>66</b>	<b>1176</b>	<b>161</b>	<b>37</b>	<b>26</b>	<b>73</b>	<b>.256</b>	<b>.313</b>	<b>.408</b>

<u>PITCHER</u>	<u>W</u>	<u>L</u>	<u>S</u>	<u>W/L%</u>	<u>G</u>	<u>GS</u>	<u>CG</u>	<u>IP</u>	<u>H</u>	<u>R</u>	<u>ER</u>	<u>HRA</u>	<u>BB</u>	<u>SO</u>	<u>ShO</u>	<u>ERA</u>
Affeldt, Jeremy	5	0	2	1.000	32	0	0	45.0	39	22	19	4	11	38	0	3.80
Broxton, Jonathan	5	3	0	.625	33	0	0	54.3	43	24	23	4	20	42	0	3.81
Collmenter, Josh	8	16	0	.333	33	32	5	184.3	209	107	96	26	47	110	2	4.69
Cosart, Jarred	11	11	0	.500	28	28	1	161.7	163	76	71	15	80	93	0	3.95
Fiers, Mike	4	2	5	.667	31	2	0	70.3	41	19	19	6	31	65	0	2.43
Fister, Doug	5	10	0	.333	25	25	2	152.7	166	77	73	20	22	68	0	4.30
Jepsen, Kevin	4	1	2	.800	41	0	0	67.3	53	22	22	11	21	82	0	2.94
Miley, Wade	12	14	0	.462	34	34	2	183.7	211	117	111	26	67	147	0	5.44
Rondon, Hector	3	2	15	.600	45	0	0	61.7	41	9	8	1	17	61	0	1.17
Shoemaker, Matt	4	3	1	.571	42	5	2	127.3	106	49	37	11	32	117	0	2.62
Sipp, Tony	2	6	20	.250	38	0	0	42.0	23	13	13	7	18	60	0	2.79
Stroman, Marcus	7	3	1	.700	44	7	1	120.3	122	57	55	12	30	90	0	4.11
Tillman, Chris	13	8	0	.619	29	29	5	188.7	159	93	81	19	61	115	2	3.86
											-1				6	
<b>TOTALS</b>	<b>83</b>	<b>79</b>	<b>46</b>	<b>.512</b>	<b>162</b>	<b>162</b>	<b>18</b>	<b>1459</b>	<b>1376</b>	<b>685</b>	<b>627</b>	<b>162</b>	<b>457</b>	<b>1088</b>	<b>10</b>	<b>3.87</b>

# RHINOS



*Rhino Babe*



<u>BATTER</u>	<u>G</u>	<u>AB</u>	<u>R</u>	<u>H</u>	<u>2B</u>	<u>3B</u>	<u>HR</u>	<u>RBI</u>	<u>BB</u>	<u>HBP</u>	<u>K</u>	<u>SB</u>	<u>CS</u>	<u>SAC</u>	<u>E</u>	<u>AVG</u>	<u>OBP</u>	<u>SLG</u>
Avila, Alex	155	427	40	80	23	0	11	53	70	5	180	0	1	1	7	.187	.309	.319
Baez, Javier	53	56	7	4	2	0	1	1	7	0	26	1	0	0	2	.071	.175	.161
Braun, Ryan	87	125	8	20	8	1	3	8	8	3	29	2	0	0	0	.160	.228	.312
Castro, Starlin	82	123	10	31	8	0	3	12	8	0	28	0	2	0	1	.252	.298	.390
Escobar, Alcides	153	627	61	142	45	3	1	35	19	2	109	24	5	14	7	.226	.252	.313
Flores, Wilmer	119	286	30	78	16	2	10	49	11	2	43	2	0	0	5	.273	.304	.448
Gomez, Carlos	159	570	72	143	32	0	22	81	50	15	130	25	7	3	8	.251	.328	.423
Gordon, Alex	158	562	58	139	44	1	18	60	60	10	137	11	2	0	3	.247	.331	.425
Kemp, Matt	152	568	69	139	39	4	25	73	59	0	167	5	2	0	0	.245	.316	.460
Lamb, Jake	55	68	2	13	3	0	0	4	3	0	28	0	0	0	0	.191	.225	.235
Lemahieu, D.J.	160	518	43	118	21	8	1	38	30	2	108	9	9	16	3	.228	.273	.305
Marisnick, Jake	54	62	9	15	3	0	0	2	2	0	17	2	0	0	0	.242	.266	.290
Markakis, Nick	162	636	86	178	24	1	16	57	56	2	90	8	2	0	0	.280	.340	.396
Myers, Wil	89	305	20	46	5	0	6	21	23	0	67	0	1	0	10	.151	.210	.226
Semien, Marcus	49	221	17	55	4	1	7	20	16	0	43	0	0	0	15	.249	.300	.371
Susac, Andrew	65	56	4	9	0	0	1	5	5	0	17	0	0	1	1	.161	.230	.214
Taylor, Michael	0	0	0	0	0	0	0	0	0	0	0	0	0	0	0	.000	.000	.000
Votto, Joey	117	242	40	73	27	0	7	33	59	6	79	1	1	0	10	.302	.450	.500
Pitchers	162	2	0	0	0	0	0	2	1	0	0	0	0	4	11	.000	.000	.000
<b>TOTALS</b>	<b>162</b>	<b>5454</b>	<b>576</b>	<b>1283</b>	<b>304</b>	<b>21</b>	<b>132</b>	<b>554</b>	<b>487</b>	<b>47</b>	<b>1298</b>	<b>90</b>	<b>32</b>	<b>39</b>	<b>83</b>	<b>.235</b>	<b>.303</b>	<b>.371</b>



<u>PITCHER</u>	<u>W</u>	<u>L</u>	<u>S</u>	<u>W/L%</u>	<u>G</u>	<u>GS</u>	<u>CG</u>	<u>IP</u>	<u>H</u>	<u>R</u>	<u>ER</u>	<u>HRA</u>	<u>BB</u>	<u>SO</u>	<u>ShO</u>	<u>ERA</u>
Archer, Chris	12	12	0	.500	27	27	8	215.0	171	88	81	22	70	156	3	3.39
Cahill, Trevor	6	8	6	.429	53	11	4	122.3	143	86	70	9	69	122	1	5.15
Cole, Gerrit	9	9	0	.500	22	22	8	152.0	127	57	54	19	70	129	1	3.20
Elias, Roenis	10	11	0	.476	27	27	6	180.0	174	95	90	31	76	139	0	4.50
Garza, Matt	7	11	0	.389	18	18	8	179.0	145	72	67	21	59	117	1	3.37
Gonzales, Marco	1	2	2	.333	16	1	0	39.0	29	10	20	5	21	24	0	4.62
Heaney, Andrew	1	2	1	.333	13	1	1	32.3	36	24	22	11	9	9	0	6.12
Hudson, Tim	9	18	0	.333	29	29	9	207.7	241	117	110	26	49	107	0	4.77
Jansen, Kenley	2	5	16	.286	68	0	0	72.0	66	27	25	11	19	100	0	3.13
Kelly, Joe	7	7	0	.500	15	15	3	106.0	75	41	41	9	48	63	0	3.48
Sanchez, Aaron	1	0	6	1.000	46	0	0	36.0	15	5	5	2	10	41	0	1.25
Turner, Jacob	3	9	4	.250	36	11	3	124.0	157	78	74	16	41	66	0	5.37
															2	
<b>TOTALS</b>	<b>68</b>	<b>94</b>	<b>35</b>	<b>.420</b>	<b>162</b>	<b>162</b>	<b>50</b>	<b>1465</b>	<b>1379</b>	<b>700</b>	<b>659</b>	<b>182</b>	<b>541</b>	<b>1073</b>	<b>8</b>	<b>4.05</b>

## SIDEWINDERS



*Snake Babe*



<u>BATTER</u>	<u>G</u>	<u>AB</u>	<u>R</u>	<u>H</u>	<u>2B</u>	<u>3B</u>	<u>HR</u>	<u>RBI</u>	<u>BB</u>	<u>HBP</u>	<u>K</u>	<u>SB</u>	<u>CS</u>	<u>SAC</u>	<u>E</u>	<u>AVG</u>	<u>OBP</u>	<u>SLG</u>
Belt, Brandon	77	228	52	62	6	1	34	62	15	0	71	0	1	0	7	.272	.317	.754
Brantley, Michael	162	634	102	189	41	1	26	86	58	9	62	23	3	0	1	.298	.365	.489
Bruce, Jay	18	12	3	5	1	0	0	1	0	0	4	1	0	0	0	.417	.417	.500
Gordon, Dee	155	660	77	171	22	7	0	42	37	5	122	86	23	0	20	.259	.303	.314
Grandal, Yasmani	57	167	20	36	11	0	9	21	21	1	55	0	0	0	2	.216	.307	.443
Gregorious, Didi	75	37	9	14	0	0	1	4	2	2	4	0	0	0	0	.378	.439	.459
Hamilton, Billy	161	526	52	101	17	4	8	38	31	0	110	30	7	0	1	.192	.237	.285
Kipnis, Jason	8	1	2	0	0	0	0	0	0	0	0	0	0	0	0	.000	.000	.000
Mauer, Joe	62	187	21	42	12	1	1	13	14	0	36	0	1	0	3	.225	.279	.316
Mesoraco, Devin	134	421	48	103	33	1	18	51	33	5	118	0	0	0	3	.245	.307	.456
Moss, Brandon	95	288	52	73	11	0	26	58	30	5	98	0	1	0	3	.253	.334	.563
Negron, Kristopher	63	123	21	24	9	0	2	13	9	0	42	8	1	0	3	.195	.250	.317
Ortiz, David	155	566	82	138	28	1	41	105	72	2	110	0	0	0	0	.244	.331	.514
Peralta, David	115	346	40	108	17	11	16	52	8	0	56	6	2	0	4	.312	.328	.564
Peralta, Jhonny	160	570	66	138	38	1	14	61	49	7	106	3	1	0	12	.242	.310	.386
Ruggiano, Justin	90	205	17	46	12	2	1	14	11	3	68	0	0	0	2	.224	.274	.317
Uribe, Juan	122	408	36	123	24	0	4	43	15	3	90	0	0	0	5	.301	.331	.390
Wright, David	47	171	22	47	13	0	1	21	8	3	32	3	1	0	8	.275	.319	.368
Pitchers	162	0	0	0	0	0	0	0	0	0	0	0	0	0	9	.000	.000	.000
<b>TOTALS</b>	<b>162</b>	<b>5550</b>	<b>722</b>	<b>1420</b>	<b>295</b>	<b>30</b>	<b>202</b>	<b>685</b>	<b>413</b>	<b>45</b>	<b>1184</b>	<b>160</b>	<b>41</b>	<b>0</b>	<b>83</b>	<b>.256</b>	<b>.313</b>	<b>.429</b>

<u>PITCHER</u>	<u>W</u>	<u>L</u>	<u>S</u>	<u>W/L%</u>	<u>G</u>	<u>GS</u>	<u>CG</u>	<u>IP</u>	<u>H</u>	<u>R</u>	<u>ER</u>	<u>HRA</u>	<u>BB</u>	<u>SO</u>	<u>ShO</u>	<u>ERA</u>
Allen, Cody	4	0	2	1.000	53	0	0	75.0	46	20	20	9	19	96	0	2.40
Chapman, Aroldis	5	3	5	.625	53	0	0	59.0	37	22	20	5	27	93	0	3.05
Colon, Bartolo	11	8	0	.579	28	28	2	155.7	190	81	78	20	29	102	0	4.51
Cueto, Johnny	16	10	0	.615	38	38	9	263.7	242	94	88	27	82	238	2	3.00
Davis, Wade	5	4	6	.556	51	0	0	79.0	42	14	11	3	26	119	0	1.25
Kimbrel, Craig	4	5	40	.444	63	0	0	66.3	36	20	19	6	28	86	0	2.58
Lester, Jon	17	12	0	.586	35	35	2	219.7	218	119	108	25	78	197	0	4.42
Miller, Andrew	3	2	3	.600	41	0	0	68.7	37	14	12	6	17	89	0	1.57
Ross, Tyson	15	11	0	.577	32	32	4	198.7	169	84	72	18	78	195	4	3.26
Sale, Chris	13	8	0	.619	29	29	1	191.0	173	69	63	14	56	218	0	2.97
Vincent, Nick	1	0	1	1.000	45	0	0	36.3	25	5	4	1	5	35	0	0.99
Watson, Tony	2	3	1	.400	40	0	0	58.3	54	17	17	4	14	50	0	2.62
															11	
<b>TOTALS</b>	<b>96</b>	<b>66</b>	<b>58</b>	<b>.593</b>	<b>162</b>	<b>162</b>	<b>18</b>	<b>1471</b>	<b>1269</b>	<b>559</b>	<b>512</b>	<b>138</b>	<b>459</b>	<b>1518</b>	<b>17</b>	<b>3.13</b>

<b>Ballpark:</b>	<b>The Church Lot</b>	<b>Mascot:</b>	<b>Flicker</b> (a bean-shaped speckled biped)
<b>Manager:</b>	<b>Edgardo Alfonzo</b>	<b>General Manager:</b>	<b>Jack McKeon</b>
<b>Coaches:</b>	<b>Mario Soto (pitching)</b> <b>Carlos Delgado (hitting)</b> <b>Kenny Lofton (1<sup>st</sup> Base)</b> <b>Mickey Morandini (3<sup>rd</sup> Base)</b>		

## SUPER GOOFS



*Goofy Babe*



<b>BATTER</b>	<b>G</b>	<b>AB</b>	<b>R</b>	<b>H</b>	<b>2B</b>	<b>3B</b>	<b>HR</b>	<b>RBI</b>	<b>BB</b>	<b>HBP</b>	<b>K</b>	<b>SB</b>	<b>CS</b>	<b>SAC</b>	<b>E</b>	<b>AVG</b>	<b>OBP</b>	<b>SLG</b>
Choo, Shin-Soo	64	182	21	42	10	0	5	15	19	8	48	0	0	0	2	.231	.330	.368
Cuddyer, Michael	71	209	37	60	23	1	11	38	27	0	40	2	0	0	1	.287	.369	.565
DeJesus, David	87	258	33	51	9	2	3	20	32	4	49	0	0	0	3	.198	.296	.283
Duda, Lucas	147	503	72	130	27	1	32	86	54	3	120	2	0	0	4	.258	.334	.507
Espinosa, Danny	54	141	14	22	3	3	1	4	6	4	46	2	0	5	0	.156	.212	.241
Freese, David	63	201	23	56	8	2	3	29	14	1	46	0	0	0	2	.279	.329	.383
Hamilton, Josh	81	185	18	41	14	0	5	17	12	4	77	0	0	0	4	.222	.284	.378
Hunter, Torii	76	237	26	63	15	0	7	24	20	1	33	3	1	1	3	.266	.326	.418
Johnson, Chris	47	126	14	35	4	1	5	19	3	0	32	2	1	0	0	.278	.295	.444
McGehee, Casey	141	508	62	126	22	0	5	49	56	0	96	0	0	0	5	.248	.323	.321
Nava, Daniel	116	385	42	92	20	1	2	35	30	13	76	2	2	1	7	.239	.315	.312
Pagan, Angel	112	346	41	94	14	4	4	43	19	2	38	18	7	0	0	.272	.313	.370
Phillips, Brandon	138	437	51	116	19	1	8	58	26	10	76	0	2	1	5	.265	.321	.368
Ramirez, Alexei	160	643	61	140	27	2	9	52	30	7	88	21	6	10	12	.218	.260	.308
Rivera, Rene	99	193	15	35	7	0	4	17	15	5	62	0	0	0	5	.181	.258	.280
Saltalamacchia, Jarrod	118	334	38	64	17	0	9	47	47	2	139	0	0	0	9	.192	.295	.323
Span, Denard	158	660	75	162	38	4	4	43	51	4	78	27	10	4	7	.245	.303	.333
Pitchers	162	0	0	0	0	0	0	0	0	0	0	0	0	0	2	.000	.000	.000
<b>TOTALS</b>	<b>162</b>	<b>5548</b>	<b>643</b>	<b>1329</b>	<b>277</b>	<b>22</b>	<b>117</b>	<b>596</b>	<b>461</b>	<b>68</b>	<b>1144</b>	<b>79</b>	<b>29</b>	<b>22</b>	<b>71</b>	<b>.240</b>	<b>.306</b>	<b>.361</b>

<u>PITCHER</u>	<u>W</u>	<u>L</u>	<u>S</u>	<u>W/L%</u>	<u>G</u>	<u>GS</u>	<u>CG</u>	<u>IP</u>	<u>H</u>	<u>R</u>	<u>ER</u>	<u>HRA</u>	<u>BB</u>	<u>SO</u>	<u>ShO</u>	<u>ERA</u>
Benoit, Joaquin	0	1	22	.000	43	0	0	57.3	34	11	10	3	8	65	0	1.57
Chavez, Jesse	6	4	4	.600	55	0	0	147.7	126	51	42	8	52	119	0	2.56
Darvish, Yu	9	7	0	.563	26	26	1	156.3	131	48	42	11	56	170	0	2.42
Degrom, Jacob	14	8	0	.636	27	27	1	154.0	120	55	51	14	43	140	1	2.98
Hughes, Phil	8	12	0	.400	30	30	10	201.7	186	76	69	13	43	154	0	3.08
Lohse, Kyle	9	11	0	.450	26	26	1	153.3	154	80	81	22	46	98	0	4.75
Romo, Sergio	1	3	7	.250	46	0	0	54.7	45	20	19	6	19	52	0	3.13
Russell, James	3	3	2	.500	53	0	0	58.0	52	19	18	4	23	35	0	2.79
Ryu, Hyun-Jin	10	4	0	.714	27	27	1	155.7	155	50	47	10	36	134	0	2.72
Storen, Drew	2	2	4	.500	38	0	0	61.3	56	18	15	4	16	50	0	2.20
Street, Huston	4	6	0	.400	51	0	0	58.3	64	26	26	9	11	40	0	4.01
Tanaka, Masahiro	12	11	0	.522	26	26	2	148.3	141	72	67	20	35	151	0	4.07
Uehara, Koji	10	2	8	.833	50	0	0	69.7	45	16	15	5	18	76	0	1.94
											0				6	
<b>TOTALS</b>	<b>88</b>	<b>74</b>	<b>47</b>	<b>.543</b>	<b>162</b>	<b>162</b>	<b>16</b>	<b>1476</b>	<b>1309</b>	<b>542</b>	<b>502</b>	<b>129</b>	<b>406</b>	<b>1284</b>	<b>7</b>	<b>3.06</b>

**Ballpark:** Goofball Stadium  
**Manager:** Goofy  
**Coaches:** Tigger (hitting)  
 Eyeore (asst. hitting)  
 Sneezy (1<sup>st</sup> Base)  
 Dopey (3<sup>rd</sup> Base)  
 Donald Duck (bullpen)  
 Pluto (bench)  
 Wreck-It-Ralph (S & C)

**Mascot:** Super Goof  
**General Manager:** Mickey Mouse  
**Bullpen Catcher:** Dumbo  
**Trainers:** Timon & Pumba

# TWEENERS



*Tweener Babe*



<u>BATTER</u>	<u>G</u>	<u>AB</u>	<u>R</u>	<u>H</u>	<u>2B</u>	<u>3B</u>	<u>HR</u>	<u>RBI</u>	<u>BB</u>	<u>HBP</u>	<u>K</u>	<u>SB</u>	<u>CS</u>	<u>SAC</u>	<u>E</u>	<u>AVG</u>	<u>OBP</u>	<u>SLG</u>
Arenado, Nolan	122	442	50	112	29	2	11	42	29	8	65	0	0	0	26	.253	.311	.403
Blanco, Gregor	133	328	36	79	8	3	5	31	24	2	68	9	4	7	2	.241	.297	.329
Bourn, Michael	123	395	47	111	8	9	4	34	26	1	103	14	3	2	5	.281	.327	.377
Byrd, Marlon	47	119	16	18	4	0	5	13	8	3	43	0	0	0	1	.151	.223	.311
Carter, Chris	65	157	17	24	5	0	5	19	22	1	65	1	0	0	7	.153	.261	.280
Colon, Christian	25	50	6	13	5	0	0	1	3	0	10	1	0	0	1	.260	.302	.360
Cozart, Zack	162	515	46	104	13	8	3	30	31	4	93	2	0	17	11	.202	.253	.276
Cruz, Nelson	162	638	88	165	21	3	41	116	48	7	158	2	1	0	1	.259	.317	.494
Garcia, Avisail	50	133	11	32	7	0	4	22	8	2	51	1	0	0	1	.241	.294	.383
Gomes, Yan	149	514	47	125	26	3	15	57	17	4	128	0	0	0	8	.243	.273	.393
Lind, Adam	109	319	39	99	24	1	6	37	31	0	49	0	0	0	5	.310	.371	.448
Pennington, Cliff	70	136	22	33	10	2	3	10	12	1	36	1	0	0	4	.243	.309	.412
Pillar, Kevin	2	2	0	0	0	0	0	0	0	0	1	0	0	0	0	.000	.000	.000
Sandoval, Pablo	130	509	56	146	20	1	11	58	28	9	73	1	0	0	2	.287	.335	.395
Saunders, Michael	100	234	31	61	7	6	10	27	14	0	59	1	4	1	1	.261	.302	.470
Springer, George	87	295	33	61	6	2	17	50	21	7	125	3	0	0	7	.207	.276	.414
Vogt, Stephen	118	252	21	67	9	1	8	26	9	3	37	0	0	0	4	.266	.299	.405
Zobrist, Ben	158	616	79	156	24	4	5	46	68	0	79	13	4	7	10	.253	.327	.330
Pitchers	162	3	0	2	0	0	0	1	0	0	0	0	0	3	10	.000	.000	.000
<b>TOTALS</b>	<b>162</b>	<b>5657</b>	<b>645</b>	<b>1408</b>	<b>226</b>	<b>45</b>	<b>153</b>	<b>620</b>	<b>399</b>	<b>52</b>	<b>1243</b>	<b>49</b>	<b>16</b>	<b>37</b>	<b>106</b>	<b>.249</b>	<b>.304</b>	<b>.386</b>

<u>PITCHER</u>	<u>W</u>	<u>L</u>	<u>S</u>	<u>W/L%</u>	<u>G</u>	<u>GS</u>	<u>CG</u>	<u>IP</u>	<u>H</u>	<u>R</u>	<u>ER</u>	<u>HRA</u>	<u>BB</u>	<u>SO</u>	<u>ShO</u>	<u>ERA</u>
Bumgarner, Madison	15	16	0	.484	35	35	2	221.3	230	113	105	28	55	209	1	4.27
Casilla, Santiago	3	2	33	.600	56	0	0	64.0	35	13	10	4	14	48	0	1.41
Duke, Zach	2	4	9	.333	62	0	0	60.3	55	16	15	2	22	71	0	2.24
Gonzalez, Gio	11	8	0	.579	25	25	5	169.3	151	76	70	15	69	177	1	3.72
Gray, Sonny	14	10	0	.583	35	35	3	238.0	197	89	83	19	94	157	0	3.14
Hernandez, Felix	19	8	0	.704	37	37	6	260.0	194	72	61	14	51	257	3	2.11
Iwakuma, Hisashi	11	10	0	.524	29	29	3	193.7	208	75	70	16	26	150	2	3.25
Miller, Shelby	0	1	0	.000	1	1	0	5.7	6	3	3	1	0	2	0	4.76
Quackenbush, Kevin	5	6	1	.455	48	0	0	55.0	50	20	18	1	21	59	0	2.95
Rasmus, Cory	4	4	1	.500	59	0	0	54.0	51	23	22	6	18	42	0	3.67
Smyly, Drew	3	4	4	.429	56	0	0	98.7	87	47	43	10	18	89	0	3.92
Torres, Carlos	0	2	1	.000	37	0	0	58.7	67	36	35	9	25	60	0	5.37
											-2				17	
<b>TOTALS</b>	<b>87</b>	<b>75</b>	<b>49</b>	<b>.537</b>	<b>162</b>	<b>162</b>	<b>19</b>	<b>1479</b>	<b>1331</b>	<b>583</b>	<b>533</b>	<b>125</b>	<b>413</b>	<b>1321</b>	<b>24</b>	<b>3.24</b>

<b>Ballpark:</b>	<b>Hooverdome</b>	<b>Mascot:</b>	<b>Big Red</b>
<b>Manager:</b>	<b>George Brett</b>	<b>General Manager:</b>	<b>Billy Beane</b>
<b>Coaches:</b>	<b>Kevin Appier (pitching)</b>	<b>Play-by-play:</b>	<b>Waite Hoyt</b>
	<b>Darin Erstad (hitting)</b>		<b>Gordy Coleman (color)</b>
	<b>Frank White (1<sup>st</sup> Base)</b>	<b>Head Groundskeeper:</b>	<b>Bill Murray</b>
	<b>Lonnie Smith (3<sup>rd</sup> base)</b>	<b>Trainer:</b>	<b>Nurse Goodbody</b>
	<b>Norm Charlton (bullpen)</b>		
	<b>Roy Smalley (bench)</b>		

# VivaZapastas



## *Pasta Babe*

<u>BATTER</u>	<u>G</u>	<u>AB</u>	<u>R</u>	<u>H</u>	<u>2B</u>	<u>3B</u>	<u>HR</u>	<u>RBI</u>	<u>BB</u>	<u>HBP</u>	<u>K</u>	<u>SB</u>	<u>CS</u>	<u>SAC</u>	<u>E</u>	<u>AVG</u>	<u>OBP</u>	<u>SLG</u>
Bautista, Jose	158	566	96	142	25	1	38	92	99	5	122	3	2	1	7	.251	.367	.500
Castillo, Welington	69	145	11	40	3	0	4	20	8	4	43	0	0	0	0	.276	.331	.379
Chisenhall, Lonnie	77	240	27	58	14	1	4	23	22	3	55	0	0	0	9	.242	.313	.358
D'Arnaud, Travis	1	2	0	0	0	0	0	0	0	0	0	0	0	0	0	.000	.000	.000
Dickerson, Corey	128	472	72	149	31	7	30	89	36	0	89	7	4	0	0	.316	.364	.602
Goldschmidt, Paul	139	437	74	118	39	1	23	67	49	6	138	2	1	0	4	.270	.352	.522
Joyce, Matt	123	337	43	89	21	3	11	40	41	4	80	1	5	0	4	.264	.351	.442
Machado, Manny	97	258	34	65	10	0	14	42	19	4	57	2	1	0	9	.252	.313	.453
Martin, Russell	144	406	70	114	23	0	18	78	57	15	77	3	4	0	8	.281	.389	.470
McCutchen, Andrew	156	598	102	174	46	8	29	88	73	12	145	11	3	1	6	.291	.379	.540
Napoli, Mike	65	155	17	35	7	0	3	12	21	1	50	1	2	1	0	.226	.322	.329
Pearce, Steve	115	359	58	95	19	1	23	55	43	1	94	2	0	2	3	.265	.345	.515
Rendon, Anthony	145	509	63	126	24	5	19	62	48	8	103	5	2	2	11	.248	.322	.426
Reyes, Jose	89	272	36	81	18	2	6	29	11	0	32	7	2	2	7	.298	.325	.445
Santana, Danny	144	446	63	122	22	2	10	58	18	5	104	20	2	7	6	.274	.309	.399
Utley, Chase	127	399	63	119	30	2	12	44	21	9	64	3	3	0	7	.298	.347	.474
Pitchers	162	0	0	0	0	0	0	0	0	0	0	0	0	1	12	.000	.000	.000
<b>TOTALS</b>	<b>162</b>	<b>5601</b>	<b>829</b>	<b>1527</b>	<b>332</b>	<b>33</b>	<b>244</b>	<b>799</b>	<b>566</b>	<b>77</b>	<b>1253</b>	<b>67</b>	<b>31</b>	<b>17</b>	<b>93</b>	<b>.273</b>	<b>.348</b>	<b>.474</b>



<u>PITCHER</u>	<u>W</u>	<u>L</u>	<u>S</u>	<u>W/L%</u>	<u>G</u>	<u>GS</u>	<u>CG</u>	<u>IP</u>	<u>H</u>	<u>R</u>	<u>ER</u>	<u>HRA</u>	<u>BB</u>	<u>SO</u>	<u>ShO</u>	<u>ERA</u>
Abad, Fernando	4	2	5	.667	34	0	0	35.0	19	11	9	3	9	37	0	2.31
Cecil, Brett	3	1	0	.750	32	0	0	23.3	25	9	9	3	13	30	0	3.47
Duffy, Danny	0	3	3	.000	62	0	0	102.7	91	51	43	10	49	72	0	3.77
Farquhar, Danny	5	2	0	.714	32	0	0	33.3	37	14	14	4	9	36	0	3.78
Giles, Ken	2	2	30	.500	39	0	0	33.7	18	5	5	0	11	47	0	1.34
Greinke, Zack	15	10	0	.600	30	30	7	191.3	195	99	95	37	52	172	1	4.47
Hamels, Cole	12	14	0	.462	33	33	7	211.0	219	118	112	28	88	194	1	4.78
Herrera, Kelvin	2	1	0	.667	38	0	0	40.7	43	15	15	3	22	29	0	3.32
Kluber, Corey	18	7	0	.720	33	33	8	234.7	199	91	77	20	52	255	3	2.95
Liriano, Francisco	7	9	0	.438	20	20	5	132.0	112	76	71	18	79	140	1	4.84
Machi, Jean	3	0	0	1.000	27	0	0	36.0	35	13	12	3	11	26	0	3.00
Niese, Jon	6	4	0	.600	13	13	2	88.0	86	27	24	12	28	50	1	2.45
Scherzer, Max	18	9	0	.667	33	33	10	233.7	226	105	100	29	55	248	1	3.85
Ziegler, Brad	3	0	0	1.000	42	0	0	46.7	42	24	18	5	11	32	0	3.47
											0				4	
<b>TOTALS</b>	<b>98</b>	<b>64</b>	<b>38</b>	<b>.605</b>	<b>162</b>	<b>162</b>	<b>39</b>	<b>1442</b>	<b>1347</b>	<b>658</b>	<b>604</b>	<b>175</b>	<b>489</b>	<b>1368</b>	<b>12</b>	<b>3.77</b>

# WAHOOS



*Wahoo Babe*



<b>BATTER</b>	<b>G</b>	<b>AB</b>	<b>R</b>	<b>H</b>	<b>2B</b>	<b>3B</b>	<b>HR</b>	<b>RBI</b>	<b>BB</b>	<b>HBP</b>	<b>K</b>	<b>SB</b>	<b>CS</b>	<b>SAC</b>	<b>E</b>	<b>AVG</b>	<b>OBP</b>	<b>SLG</b>
Aoki, Nori	137	489	61	133	23	7	0	46	47	8	68	14	3	9	1	.272	.346	.348
Blanks, Kyle	48	58	10	12	0	0	3	7	5	5	20	0	0	0	2	.207	.324	.362
Davis, Khris	112	334	47	92	27	2	15	38	13	9	60	1	0	0	2	.275	.320	.503
DeAza, Alejandro	124	408	64	107	17	6	10	54	36	5	100	21	3	3	1	.262	.330	.407
Desmond, Ian	162	596	68	128	19	1	24	89	46	8	210	23	8	7	32	.215	.280	.371
Eaton, Adam	132	535	69	174	31	12	1	48	42	6	97	20	12	4	2	.325	.381	.434
Encarnacion, Edwin	145	525	92	150	20	1	42	101	60	4	106	0	1	0	8	.286	.363	.568
Ianetta, Chris	81	252	28	56	15	0	6	31	33	5	80	1	1	0	2	.222	.324	.353
Jackson, Austin	63	170	23	51	9	3	1	20	14	2	39	5	3	2	1	.300	.360	.406
Mercer, Jordy	6	10	1	3	1	0	0	1	1	0	1	0	0	0	0	.300	.364	.400
Norris, Derek	103	337	60	87	13	4	15	46	55	0	93	1	2	0	5	.258	.362	.454
Pedroia, Dustin	156	602	64	136	28	0	2	40	56	0	73	7	6	4	7	.226	.292	.282
Schoop, Jonathan	6	21	6	7	2	1	2	7	2	0	2	0	0	0	1	.333	.391	.810
Seager, Kyle	161	629	86	162	22	6	33	115	46	12	131	6	2	0	8	.258	.320	.469
Smith, Seth	124	376	61	109	25	4	16	55	67	4	68	0	0	0	0	.290	.403	.505
Turner, Justin	110	317	50	111	23	1	12	62	22	1	61	7	0	0	1	.350	.394	.543
Pitchers	162	0	0	0	0	0	0	0	0	0	0	0	0	0	1	.000	.000	.000
<b>TOTALS</b>	<b>162</b>	<b>5659</b>	<b>790</b>	<b>1518</b>	<b>275</b>	<b>48</b>	<b>182</b>	<b>760</b>	<b>545</b>	<b>69</b>	<b>1209</b>	<b>106</b>	<b>41</b>	<b>29</b>	<b>74</b>	<b>.268</b>	<b>.340</b>	<b>.430</b>

<u>PITCHER</u>	<u>W</u>	<u>L</u>	<u>S</u>	<u>W/L%</u>	<u>G</u>	<u>GS</u>	<u>CG</u>	<u>IP</u>	<u>H</u>	<u>R</u>	<u>ER</u>	<u>HRA</u>	<u>BB</u>	<u>SO</u>	<u>ShO</u>	<u>ERA</u>
Alvarez, Henderson	13	13	0	.500	29	29	3	175.7	235	82	76	20	40	101	0	3.89
Arrieta, Jake	7	13	0	.350	26	26	0	173.0	137	73	67	34	68	184	0	3.49
Atchison, Scott	6	3	3	.667	55	0	0	56.7	61	26	23	8	14	30	0	3.65
Betances, Dellin	5	7	17	.417	55	0	0	98.3	90	40	35	8	20	137	0	3.20
Eovaldi, Nathan	6	6	0	.500	18	18	1	95.0	114	58	57	12	19	63	0	5.40
Gee, Dillon	9	6	0	.600	23	23	2	141.3	140	72	67	23	49	72	0	4.27
McGee, Jake	4	2	7	.667	52	0	0	72.7	64	29	29	9	15	82	0	3.59
Melancon, Mark	4	5	20	.444	46	0	0	78.0	66	21	21	3	18	77	0	2.42
Morin, Mike	1	0	2	1.000	33	0	0	51.3	52	21	21	5	12	55	0	3.68
Sanchez, Anibal	17	1	0	.944	22	22	1	138.7	125	42	37	9	60	105	0	2.40
Soriano, Rafael	0	2	3	.000	28	0	0	59.0	60	20	20	5	17	43	0	3.05
Thayer, Dale	0	0	2	.000	29	0	0	47.3	52	29	29	12	12	43	0	5.51
Verlander, Justin	1	4	0	.200	10	10	1	57.3	57	33	33	8	17	47	0	5.18
Zimmermann, Jordan	15	12	0	.556	34	34	2	219.3	250	124	114	32	44	181	0	4.68
															5	
<b>TOTALS</b>	<b>88</b>	<b>74</b>	<b>54</b>	<b>.543</b>	<b>162</b>	<b>162</b>	<b>10</b>	<b>1464</b>	<b>1503</b>	<b>670</b>	<b>629</b>	<b>188</b>	<b>405</b>	<b>1220</b>	<b>5</b>	<b>3.87</b>

## WARPIGS



*Pig Babe*



<b>BATTER</b>	<b>G</b>	<b>AB</b>	<b>R</b>	<b>H</b>	<b>2B</b>	<b>3B</b>	<b>HR</b>	<b>RBI</b>	<b>BB</b>	<b>HBP</b>	<b>K</b>	<b>SB</b>	<b>CS</b>	<b>SAC</b>	<b>SF</b>	<b>DP</b>	<b>E</b>	<b>AVG</b>	<b>OBP</b>	<b>SLG</b>
Beltre, Adrian	162	586	96	175	41	2	20	87	44	2	87	2	0	1	5	24	10	.299	.350	.478
Cain, Lorenzo	162	504	42	136	24	6	2	56	28	3	126	32	12	3	3	12	4	.270	.312	.353
Cano, Robinson	162	627	96	192	35	2	24	85	41	3	79	6	2	0	3	28	9	.306	.352	.483
Cervelli, Francisco	52	113	16	41	13	1	1	19	7	6	30	1	0	0	0	2	0	.363	.429	.522
Holt, Brock	120	353	39	74	16	2	2	27	15	2	79	5	0	0	1	10	5	.210	.246	.283
Jay, Jon	131	334	24	83	12	2	1	34	20	21	74	5	0	2	6	12	0	.249	.331	.305
Martinez, Victor	162	606	88	177	23	3	28	108	40	4	86	5	1	0	5	34	3	.292	.340	.479
Molina, Yadier	149	377	36	76	15	0	6	35	21	7	58	1	1	9	2	10	1	.202	.257	.289
Morneau, Justin	162	508	84	167	37	6	16	87	30	9	59	1	0	0	4	9	4	.329	.377	.520
Pollock, A.J.	133	283	56	87	21	9	4	32	15	4	58	29	5	0	3	9	1	.307	.351	.488
Realmuto, J.T.	6	8	0	1	0	0	0	0	1	0	2	0	0	0	0	0	1	.125	.222	.125
Smolinski, Jake	38	70	9	26	8	0	2	8	2	4	21	0	0	0	0	3	0	.371	.421	.571
Spangenberg, Cory	24	38	11	7	0	0	1	7	2	0	12	10	1	0	0	1	0	.184	.225	.263
Tulowitzki, Troy	145	347	70	113	20	0	22	65	66	3	73	1	0	1	3	11	6	.326	.438	.573
Van Slyke, Scott	78	149	14	36	7	0	4	17	22	0	57	3	0	0	1	3	6	.242	.339	.369
Werth, Jayson	162	585	94	161	43	2	18	72	109	10	118	7	1	0	5	19	7	.275	.398	.448
Wieters, Matt	54	75	9	20	2	0	2	12	6	0	14	0	0	0	1	0	1	.267	.321	.373
Pitchers	162	12	0	1	0	0	0	0	0	0	2	0	0	9	0	0	15	.083	.083	.083

<b>TOTALS</b>	<b>162</b>	<b>5575</b>	<b>784</b>	<b>1573</b>	<b>317</b>	<b>35</b>	<b>153</b>	<b>751</b>	<b>469</b>	<b>78</b>	<b>1035</b>	<b>108</b>	<b>23</b>	<b>25</b>	<b>42</b>	<b>187</b>	<b>73</b>	<b>.282</b>	<b>.344</b>	<b>.434</b>
<b>PITCHER</b>	<b>W</b>	<b>L</b>	<b>S</b>	<b>W/L%</b>	<b>G</b>	<b>GS</b>	<b>CG</b>	<b>IP</b>	<b>H</b>	<b>R</b>	<b>ER</b>	<b>HRA</b>	<b>BB</b>	<b>SO</b>	<b>E</b>	<b>ShO</b>	<b>Holds</b>	<b>OppAB</b>	<b>BA</b>	<b>ERA</b>
Dickey, R.A.	17	15	0	.531	36	36	5	233.3	222	111	92	32	88	159	1	3	0	890	.249	3.55
Doolittle, Sean	4	1	10	.800	64	0	0	64.3	19	6	4	1	19	88	0	0	23	206	.092	0.56
Fernandez, Jose	5	3	0	.625	8	8	3	57.0	40	23	23	5	17	75	0	1	0	205	.195	3.63
Loup, Aaron	2	2	2	.500	62	0	0	62.0	31	7	7	2	24	47	1	0	15	216	.144	1.02
Lynn, Lance	18	9	0	.667	36	36	4	220.3	176	84	76	18	84	164	2	8	0	831	.212	3.10
O'Day, Darren	2	0	3	1.000	54	0	0	48.7	34	16	13	3	6	54	2	0	9	179	.190	2.40
Richards, Garrett	18	5	0	.783	28	28	6	186.0	124	42	31	12	46	153	4	8	0	670	.185	1.50
Smith, Joe	3	0	23	1.000	53	0	0	70.0	31	6	5	1	6	66	0	0	4	230	.135	0.64
Strop, Pedro	2	3	8	.400	63	0	0	46.3	37	11	10	4	23	55	0	0	15	177	.209	1.94
Varvaro, Anthony	3	1	4	.750	46	0	0	39.3	23	8	5	4	12	36	0	0	4	139	.165	1.14
Wacha, Michael	10	5	0	.667	18	18	3	118.0	79	40	33	8	44	81	0	5	0	411	.192	2.52
Wainwright, Adam	26	7	0	.788	36	36	5	249.7	199	73	59	14	55	187	3	6	0	913	.218	2.13
Wilhelmsen, Tom	1	0	3	1.000	41	0	0	51.0	30	10	8	4	23	48	2	0	8	178	.169	1.41
<b>TOTALS</b>	<b>111</b>	<b>51</b>	<b>53</b>	<b>.685</b>	<b>162</b>	<b>162</b>	<b>26</b>	<b>1446</b>	<b>1045</b>	<b>437</b>	<b>366</b>	<b>108</b>	<b>447</b>	<b>1213</b>	<b>15</b>	<b>31</b>	<b>78</b>	<b>5245</b>	<b>.199</b>	<b>2.28</b>

<b>Ballpark:</b>	<b>The BallPork</b>	<b>Mascot:</b>	<b>Mangy moth-eaten guinea pig with cavities and pyorrhea</b>
<b>Manager:</b>	<b>Pop Fisher</b>	<b>General Manager:</b>	<b>PigMan</b>
<b>Coaches:</b>	<b>Greg Maddox (pitching)</b>	<b>Bullpen:</b>	<b>PigPen</b>
	<b>Mark McGwire (hitting)</b>	<b>Minor League Team:</b>	<b>Wahoos</b>
	<b>Barry Larkin (1<sup>st</sup> Base)</b>		
	<b>Jose Oquendo (3<sup>rd</sup> Base)</b>		
	<b>Allen Trammell (bullpen)</b>		
	<b>David Cone (bench)</b>		